



Current Findings on Student-Athlete Career Planning and Development

NCAA GOALS Study (April 2026)



Summary of Study Methodology

- This study on student-athlete career planning and development is based on data collected in the [2025 NCAA Study of Growth, Opportunities, Aspiration and Learning of Students \(GOALS\)](#) in college. This is the fifth GOALS study conducted by the NCAA since 2006 and examines the college academic, athletic and social experiences of student-athletes.
- The study was administered by NCAA faculty athletics representatives (FARs) on behalf of NCAA Research.
- A total of 20,877 current student-athletes from 493 schools participated in the study; final data was weighted based on 2024-25 NCAA participation rates to ensure the representativeness of findings.

NCAA GOALS Study Topics



Athletics experiences



Academic experiences



Social and team experiences



Recruitment process



Time commitments



On-campus support



Finances





Student-Athlete Career Planning and Development



Graduation and
Post-College
Plans



Engagement in
Internship and
Study Abroad
Opportunities



Development of
Professional Skills
and Qualities
Through Athletics



Likelihood of
Professional or
Olympic
Opportunities



Campus Career
Support



RESEARCH

RESULTS

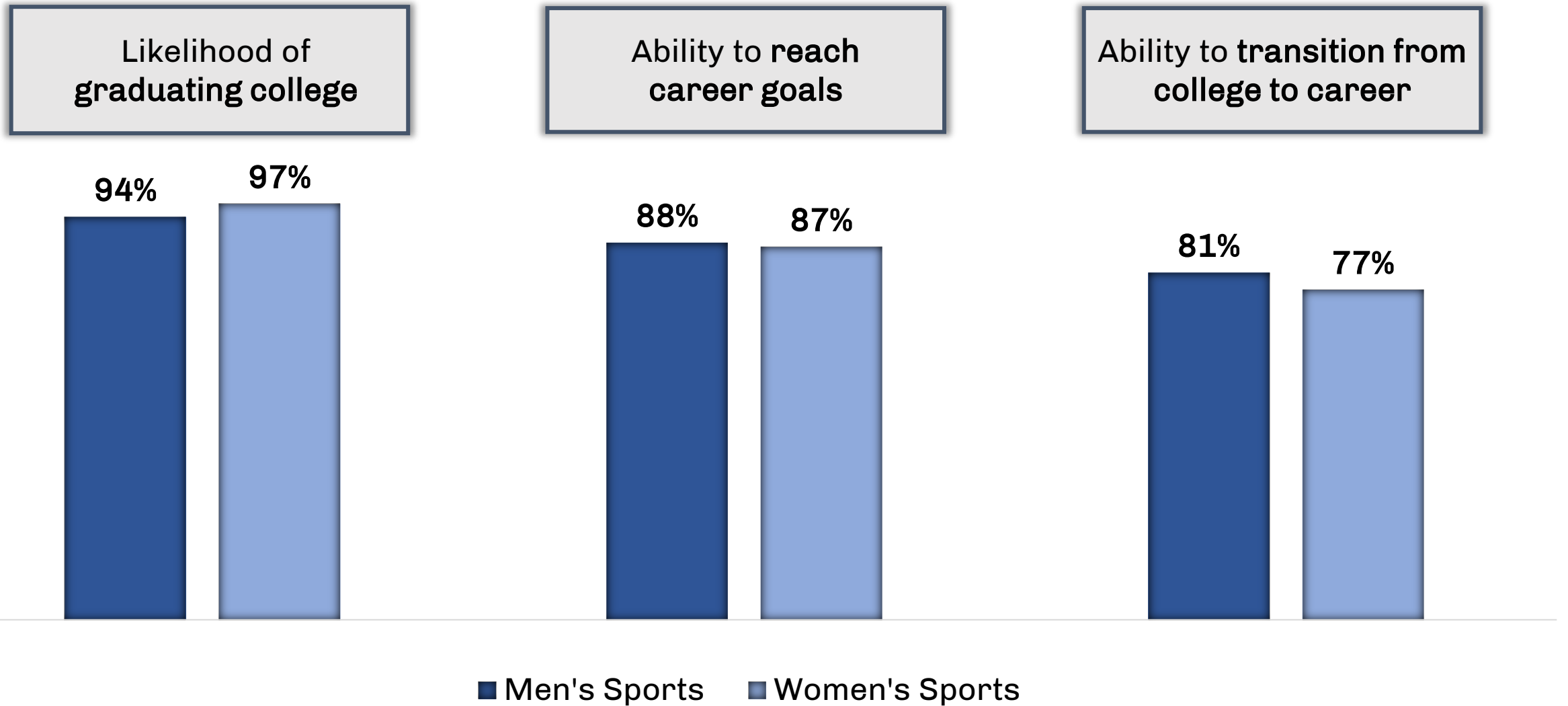
Graduation and Post-College Plans

Summary – Graduation and Post-College Plans

- Current student-athletes are feeling positive about the likelihood of graduating college as well as their ability to transition from college to a career and reach their career goals.
- Among student-athletes who were seniors or postgraduates at the time of survey, plans for the *first year* after leaving college varied:
 - 44% expect to work at a job related to their major, 23% plan to attend graduate school, 13% expect to work at a job unrelated to their major, 12% plan to devote themselves primarily to their sport (e.g., training, playing professional sports), 4% want to take some transition time before embarking on their career, 3% do not yet have post-college plans and 1% will serve in the military.
 - Student-athletes in women’s sports were twice as likely as those in men’s sports to plan for immediate enrollment in graduate school. In contrast, student-athletes in men’s sports were two and a half times more likely to devote themselves primarily to their sport. By division, devotion to sport was highest in Division I, while working a job related to one’s major was highest in Division III.
- Over half of men’s sports student-athletes and three-quarters in women’s sports said it was somewhat or very likely that they would go to graduate school or obtain an advanced professional degree *at some point* after college.
- Many student-athletes anticipate having a job that involves sports after college. This is highest among Division I and II men’s sports student-athletes (55% and 49%, respectively).

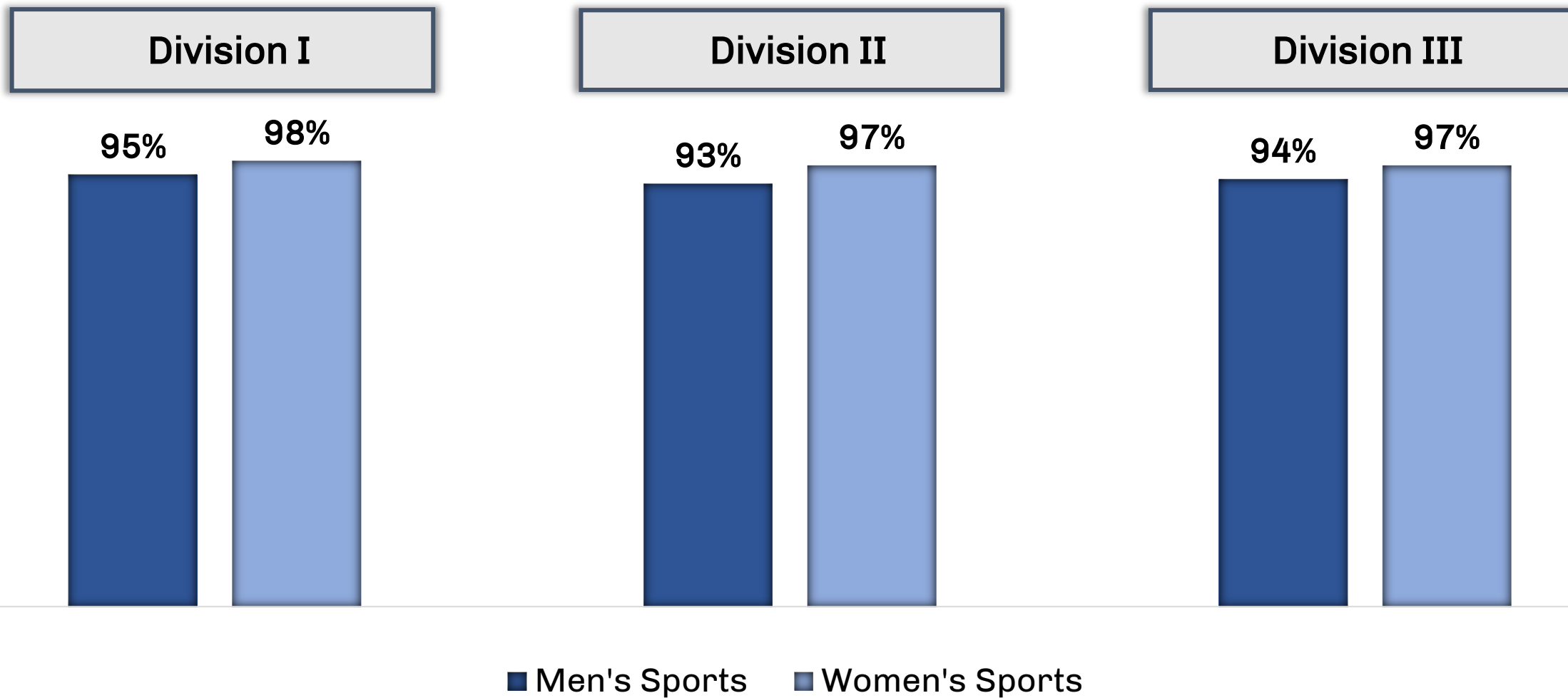
“How do you feel about your...?”

(Percentage of Participants Who Endorsed “Positive” or “Very Positive”)



Note: Top 2 points on a 6-point scale. Participants who completed their bachelor's degree are excluded from the first item on graduating college. Source: NCAA GOALS Study (2025).

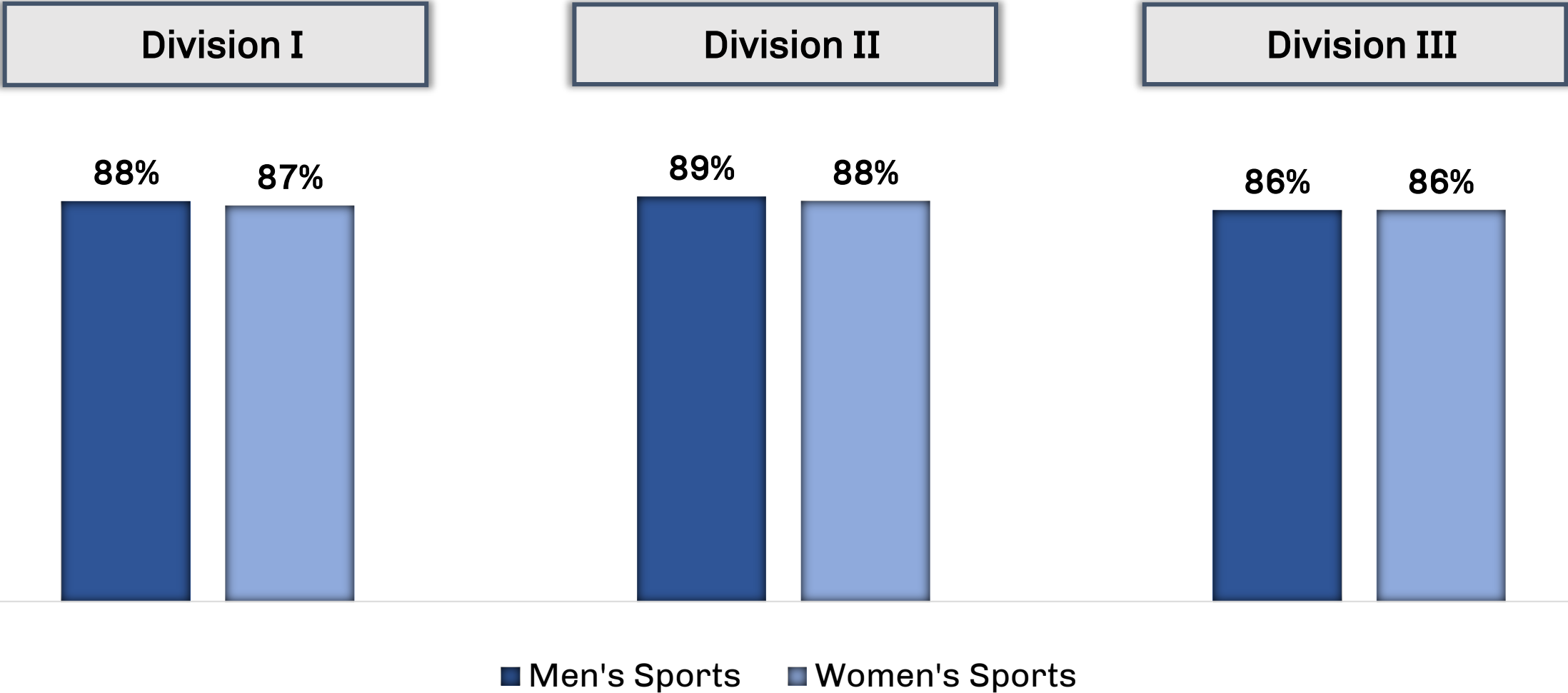
How do you feel about your likelihood of graduating from college? (Percentage Who Endorsed "Positive" or "Very Positive")



Note: Top 2 points on a 6-point scale. Participants who completed their bachelor's degree are excluded. Source: NCAA GOALS Study (2025).

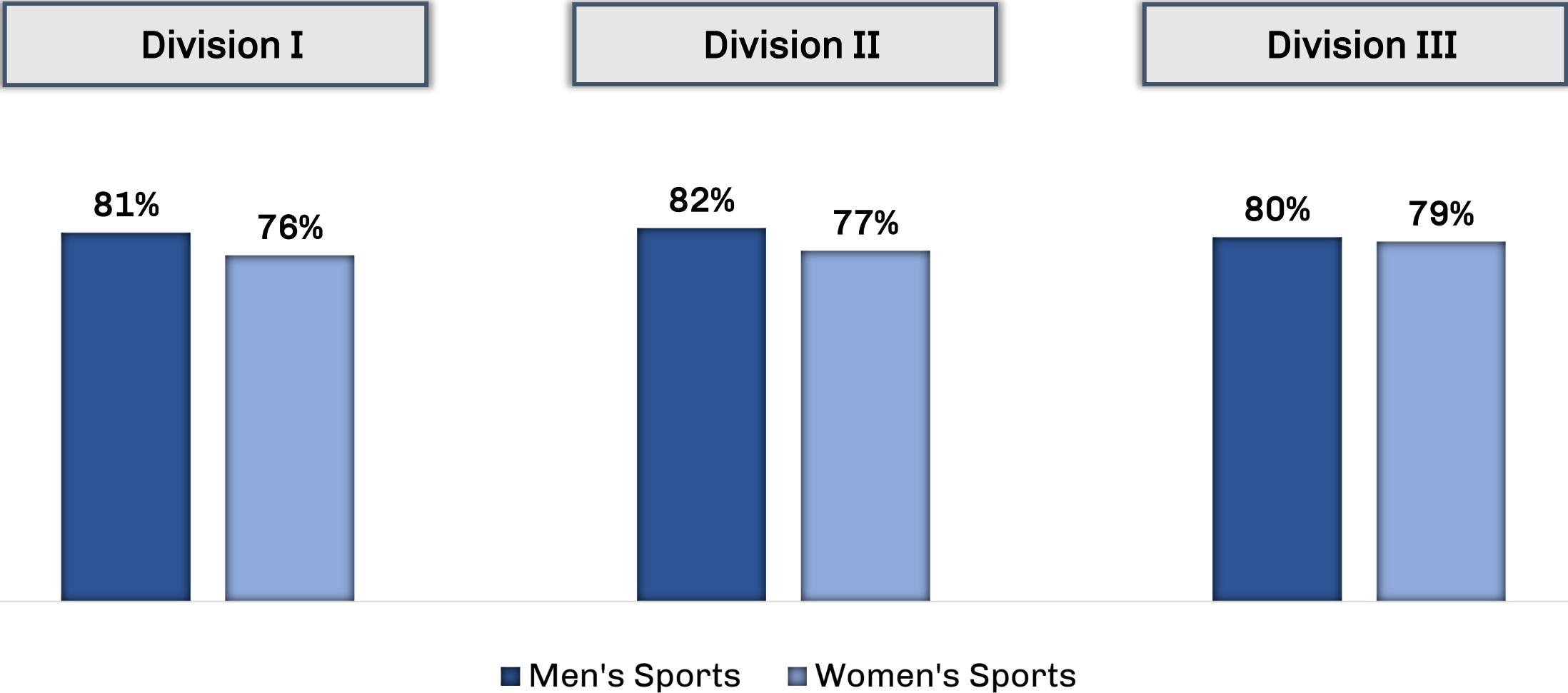
How do you feel about your ability to reach your career goals?

(Percentage Who Endorsed "Positive" or "Very Positive")



Note: Top 2 points on a 6-point scale. Source: NCAA GOALS Study (2025).

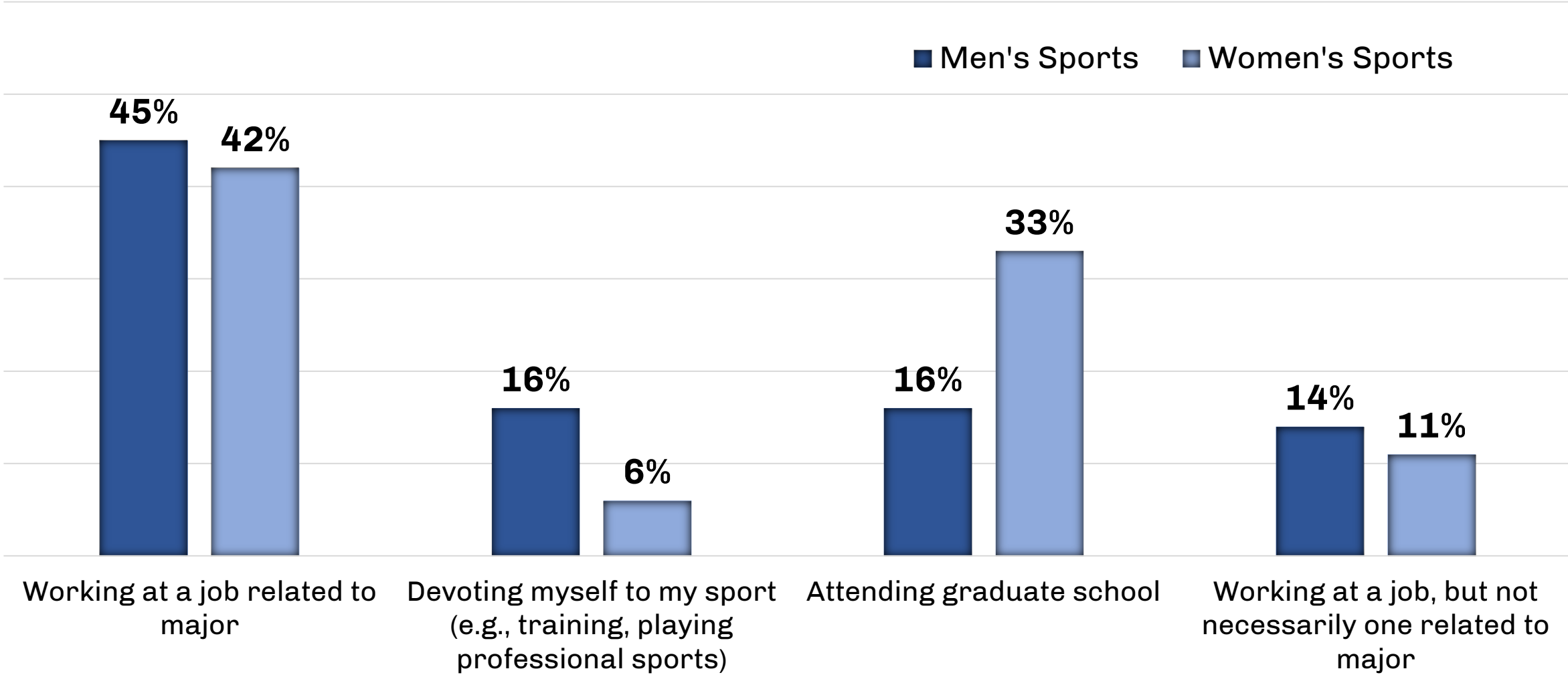
How do you feel about your ability to transition from college to a career? (Percentage Who Endorsed "Positive" or "Very Positive")



Note: Top 2 points on a 6-point scale. Source: NCAA GOALS Study (2025).

In your first year after leaving college, what do you intend to be doing?

(Participants Who Were in Senior Year or Completed Bachelor's Degree)

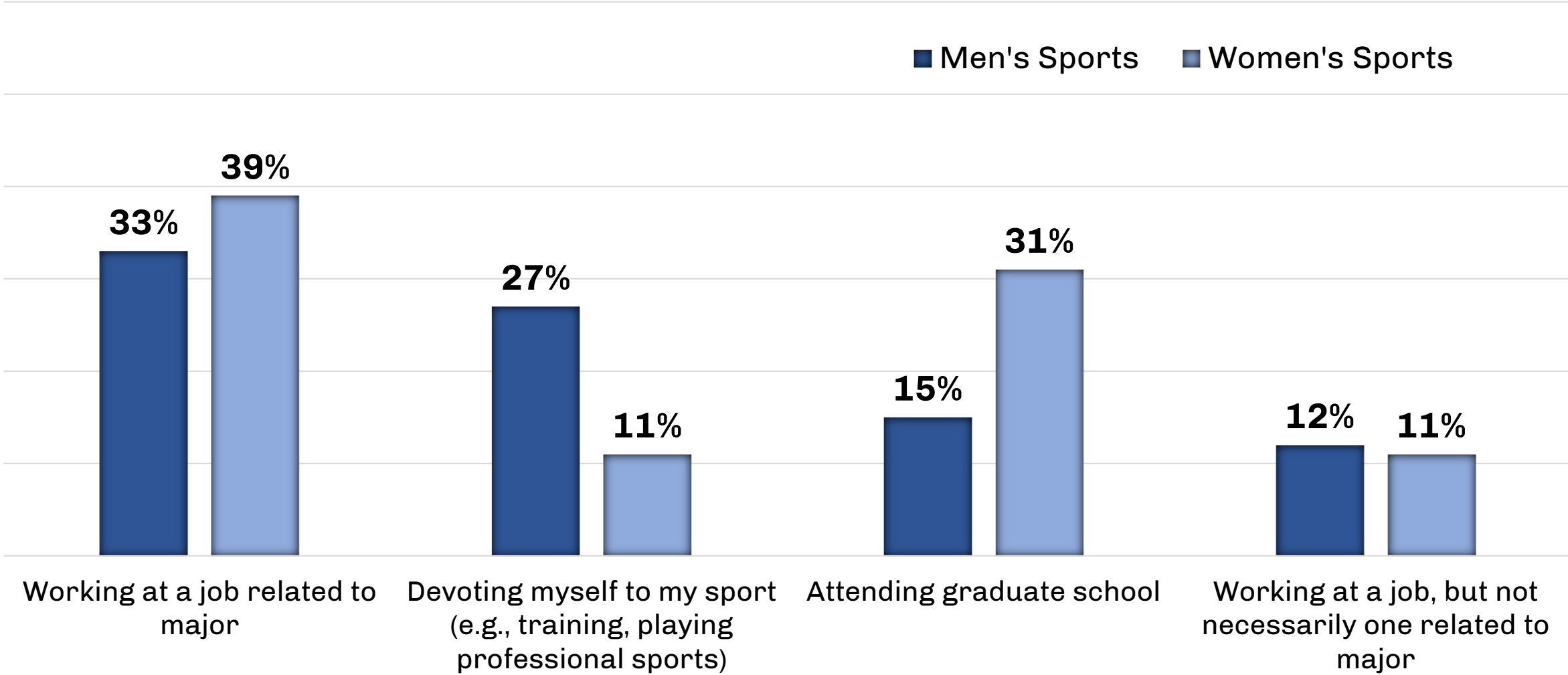


Note: Data limited to participants who were seniors or those who had already completed their bachelor's degree at the time of survey. Top 2 points on a 6-point scale. Among student-athletes overall, 3% didn't yet have post-graduate plans or goals at the time of survey, 4% said they intend to take some transition time before embarking upon a career, 1% intend to serve in the military, and <1% intend to stay home /serve as a caregiver. Source: NCAA GOALS Study (2025).



In your first year after leaving college, what do you intend to be doing?

(Division I Participants Who Were in Senior Year or Completed Bachelor's Degree)

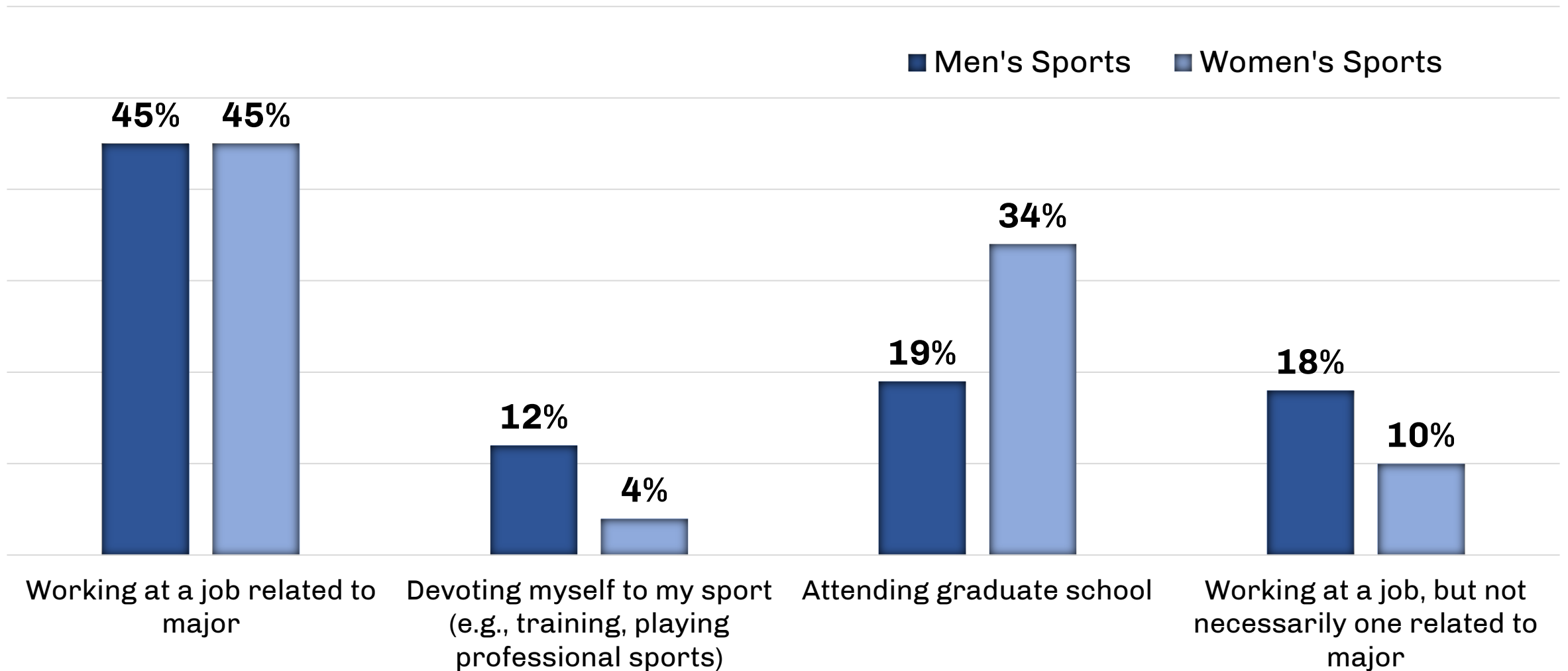


Note: Data limited to DI participants who were seniors or those who had already completed their bachelor's degree at the time of survey. Top 2 points on a 6-point scale. Among DI student-athletes, 5% didn't yet have post-graduate plans or goals at the time of survey, 4% said they intend to take some transition time before embarking upon a career, 1% intend to serve in the military, and <1% intend to stay home /serve as a caregiver. Source: NCAA GOALS Study (2025).



In your first year after leaving college, what do you intend to be doing?

(Division II Participants Who Were in Senior Year or Completed Bachelor's Degree)



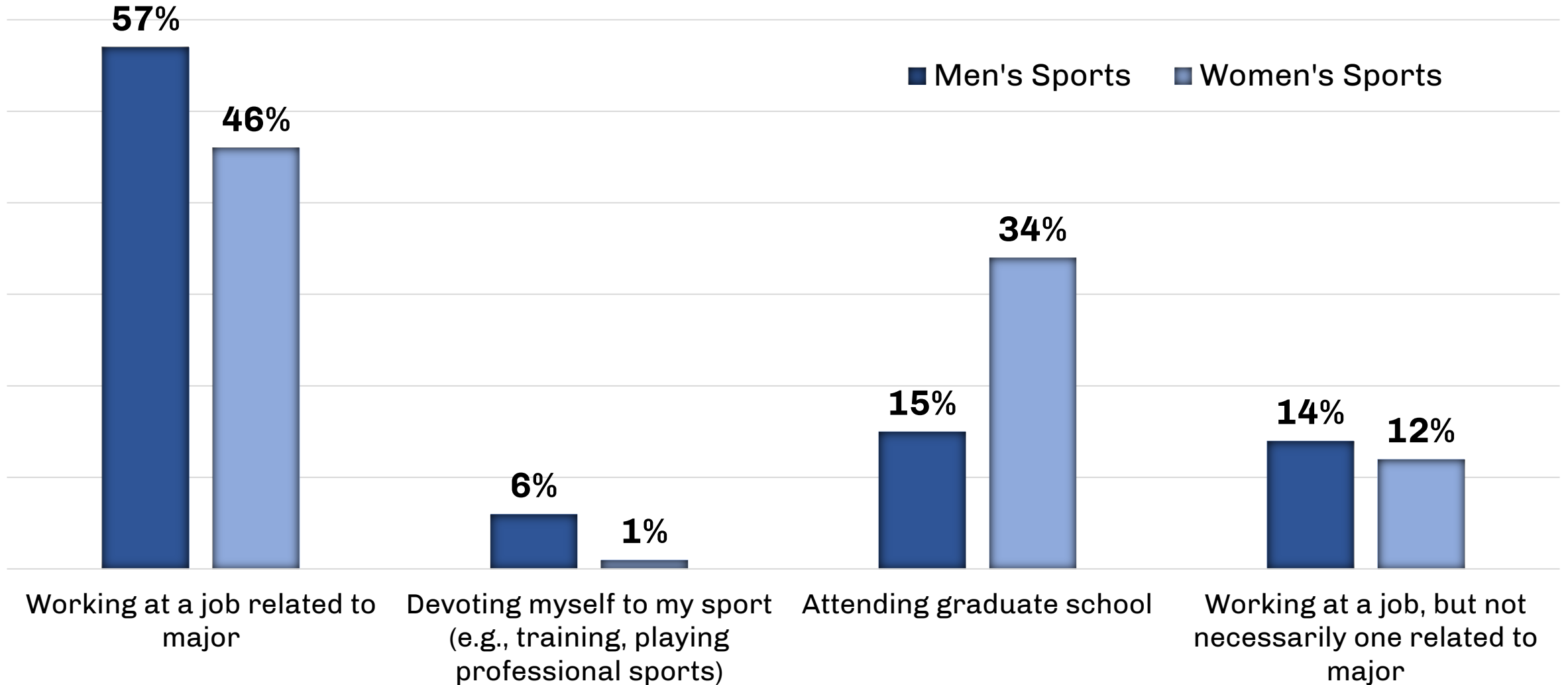
Note: Data limited to DII participants who were seniors or those who had already completed their bachelor's degree at the time of survey. Top 2 points on a 6-point scale. Among DII student-athletes, 2% didn't yet have post-graduate plans or goals at the time of survey, 3% said they intend to take some transition time before embarking upon a career, 1% intend to serve in the military, and <1% intend to stay home /serve as a caregiver. Source: NCAA GOALS Study (2025).



RESEARCH

In your first year after leaving college, what do you intend to be doing?

(Division III Participants Who Were in Senior Year or Completed Bachelor's Degree)



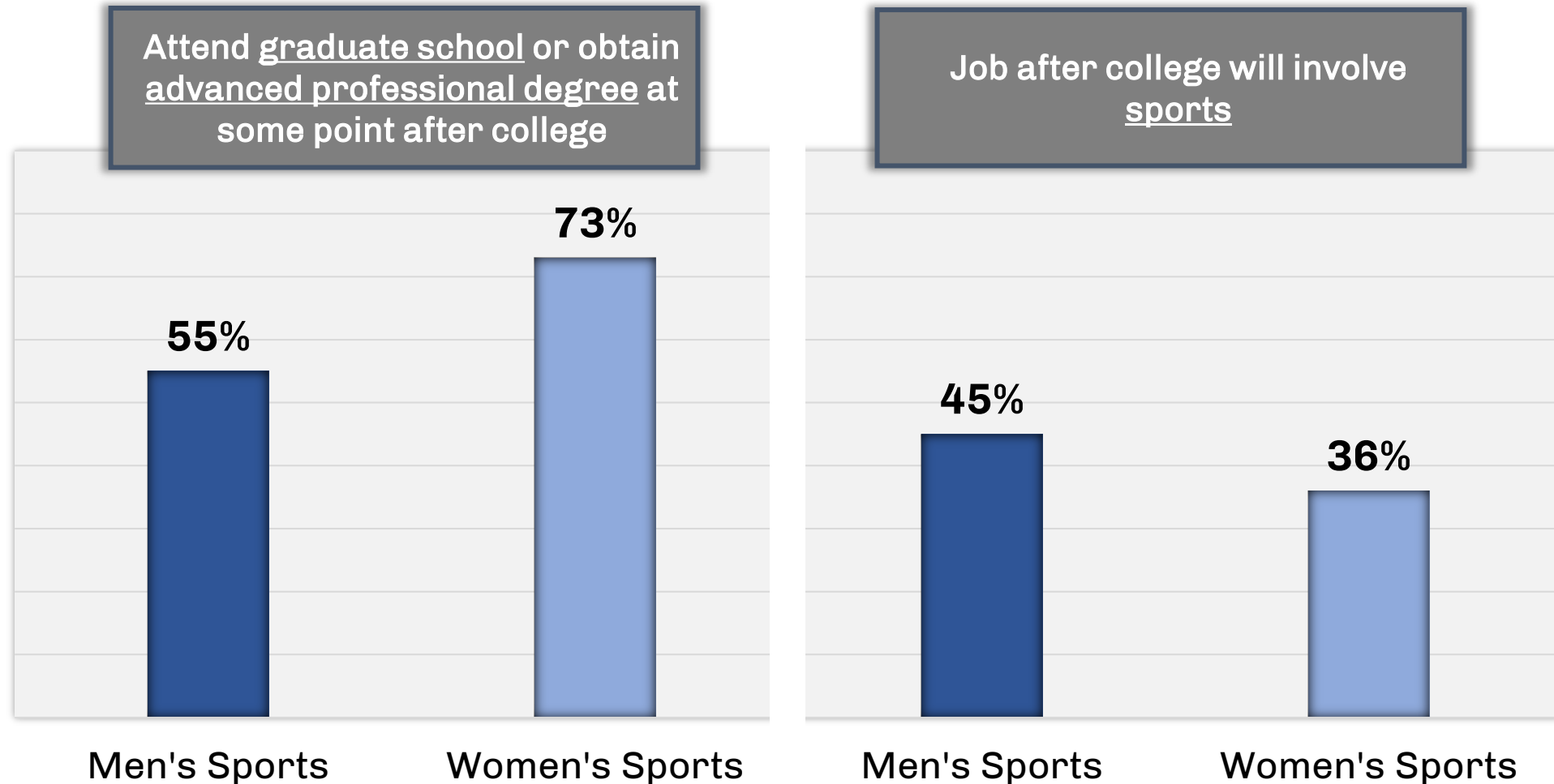
Note: Data limited to DIII participants who were seniors or those who had already completed their bachelor's degree at the time of survey. Top 2 points on a 6-point scale. Among DIII student-athletes, 2% didn't yet have post-graduate plans or goals at the time of survey, 4% said they intend to take some transition time before embarking upon a career, 1% intend to serve in the military, and <1% intend to stay home /serve as a caregiver. Source: NCAA GOALS Study (2025).



RESEARCH

Likelihood of Attending Graduate School at Some Point or Having a Career in Sports After College

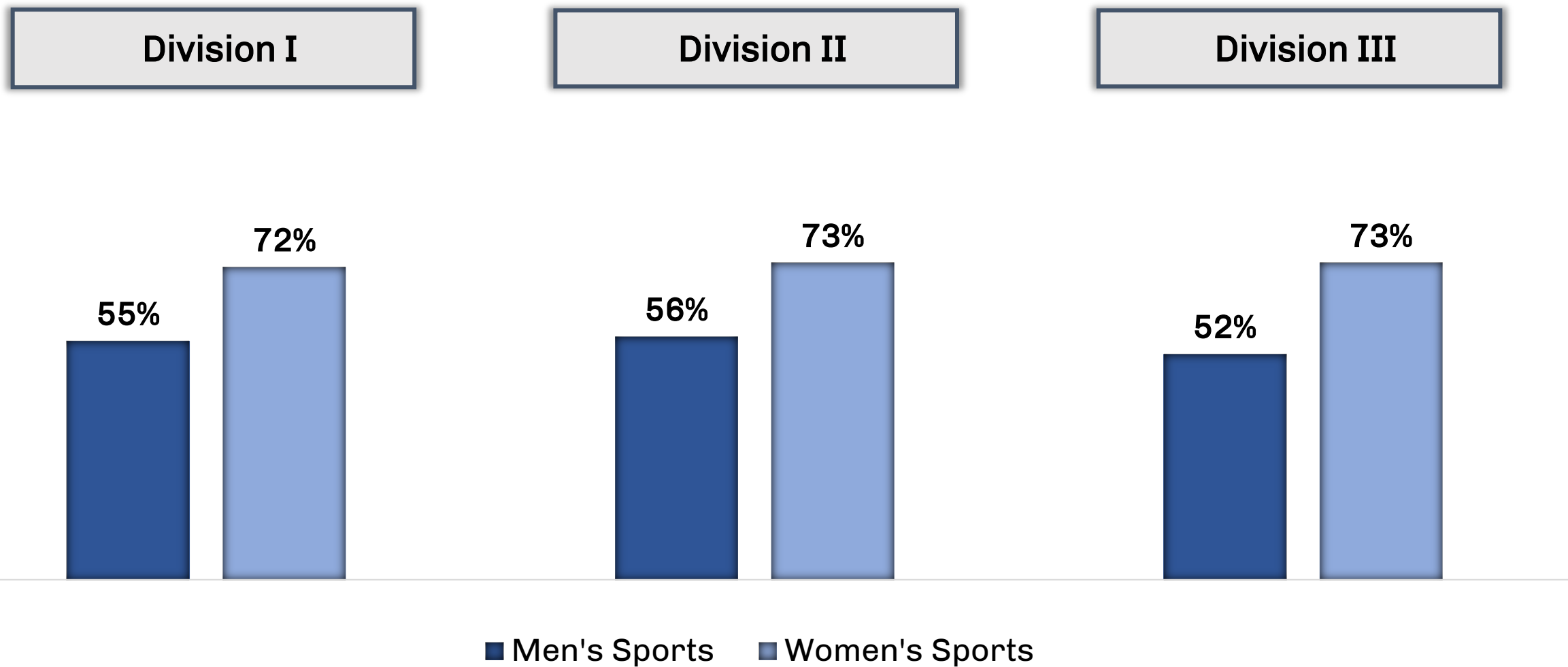
(Percentage of Participants Who Endorsed “Somewhat Likely” or “Very Likely”)



Note: Participants who completed their bachelor's degree are excluded. Top 2 points on a 5-point scale. Examples of advanced professional degree listed on the survey instrument were law degree, medical degree, master's degree, doctorate, etc. Source: NCAA GOALS Study (2025).

How likely is it that you will go to graduate school or obtain an advanced professional degree at some point after college?

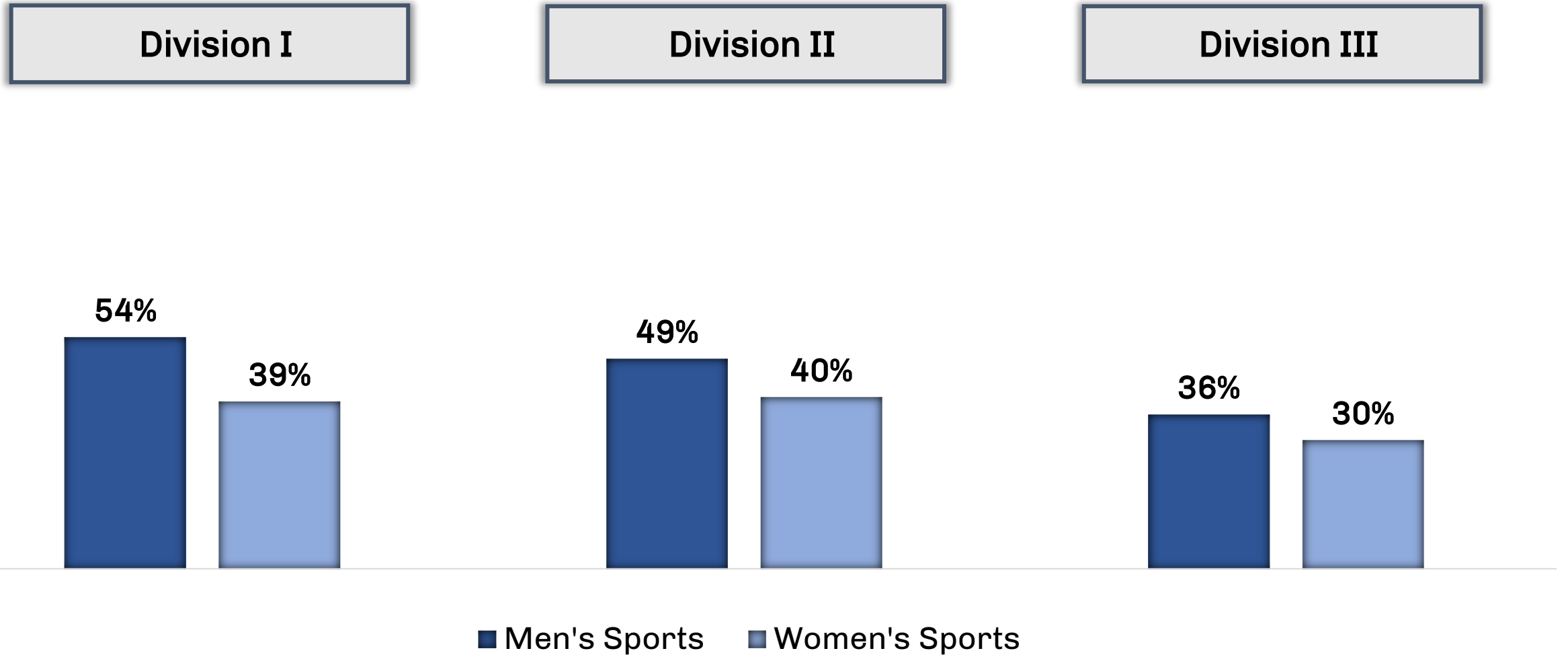
(Percentage Who Endorsed "Somewhat Likely" or "Very Likely")



Note: Participants who completed their bachelor's degree are excluded. Top 2 points on a 5-point scale. Examples of advanced professional degree listed on the survey instrument were law degree, medical degree, master's degree, doctorate, etc. Source: NCAA GOALS Study (2025).

Do you expect that your job after college will involve sports?

(Percentage Who Endorsed "Somewhat Likely" or "Very Likely")



Note: Top 2 points on a 5-point scale. Source: NCAA GOALS Study (2025).

Engagement in Internship and Study Abroad Opportunities



RESEARCH

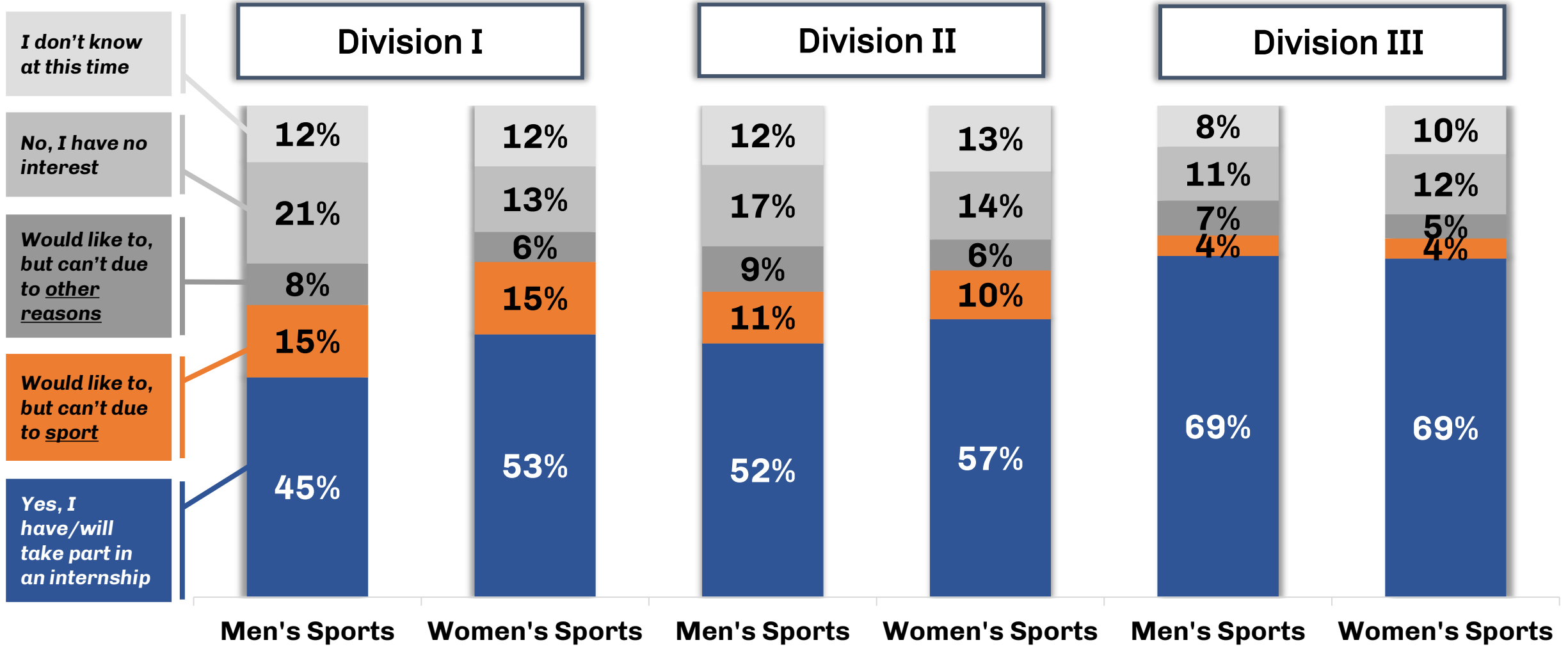
Summary – Internship and Study Abroad Opportunities

- Many student-athletes participate in internship or study abroad opportunities during college, though engagement varies by division and sport.
- Division III student-athletes report the highest engagement in internships and studying abroad.
 - Among student-athletes in their junior year or higher, 69% in Division III have or will participate in an internship followed by 53% in Division II and 48% in Division I.
 - 19% of student-athletes in Division III have or will participate in a study abroad program followed by 8% in Divisions I and II.
- Division I student-athletes were most likely to indicate that they would like to participate in these programs but are unable due to their sport.
 - Sports with the highest percentages indicating that they want to participate in an internship but are unable due to their sport: Division I women's basketball (24%), FCS football (22%) and FBS football (19%).
 - Sports with the highest percentages indicating they want to study abroad but are unable due to their sport: Division I ice hockey (48%), Division I field hockey (42%), and Division I women's rowing (38%).
- When compared to prior GOALS studies (2015 and 2019), internship participation has remained fairly consistent, while engagement and interest in study abroad programs have declined.



Have you been involved or do you plan to be involved in an internship program during college?

(Participants in Junior Year and Above)



Note: Data limited to juniors, seniors or those who had completed their bachelor's degree at the time of survey. Examples of other reasons include finances or availability of an internship program. Source: NCAA GOALS Study (2025).

Division I – Engagement in Internship Opportunities by Sport

(Participants in Junior Year and Above)

Men's Sports	Yes, I have/will	Would like to, but can't due to sport
Lacrosse	75%	5%
Swimming and Diving	64%	8%
Wrestling	64%	7%
Ice Hockey	59%	6%
Soccer	55%	17%
Track and Field	54%	8%
Tennis	44%	16%
FCS Football	44%	22%
FBS Football	39%	19%
Basketball	33%	11%
Baseball	31%	16%
Golf	26%	15%

Women's Sports	Yes, I have/will	Would like to, but can't due to sport
Rowing	71%	7%
Lacrosse	68%	9%
Field Hockey	61%	15%
Tennis	59%	15%
Track and Field	57%	13%
Gymnastics	57%	12%
Swimming and Diving	56%	11%
Golf	51%	17%
Soccer	50%	17%
Ice Hockey	49%	17%
Volleyball	48%	14%
Basketball	42%	24%
Softball	36%	19%

Note: Data limited to juniors, seniors or those who had completed their bachelor's degree at the time of survey. Participants were asked, "Have you been involved or do you plan to be involved in an internship program during college? Source: NCAA GOALS Study (2025).

Division II – Engagement in Internship Opportunities by Sport

(Participants in Junior Year and Above)

Men's Sports	Yes, I have/will	Would like to, but can't due to sport
Wrestling	68%	2%
Swimming and Diving	63%	2%
Track and Field	60%	8%
Tennis	59%	6%
Lacrosse	58%	8%
Soccer	55%	7%
Football	54%	11%
Baseball	44%	14%
Golf	38%	9%
Basketball	38%	16%

Women's Sports	Yes, I have/will	Would like to, but can't due to sport
Field Hockey	70%	<1%
Lacrosse	68%	1%
Golf	67%	3%
Track and Field	62%	4%
Softball	58%	11%
Tennis	57%	5%
Volleyball	55%	19%
Soccer	55%	13%
Swimming and Diving	51%	10%
Basketball	46%	14%

Note: Data limited to juniors, seniors or those who had completed their bachelor's degree at the time of survey. Participants were asked, "Have you been involved or do you plan to be involved in an internship program during college? Source: NCAA GOALS Study (2025).

Division III – Engagement in Internship Opportunities by Sport

(Participants in Junior Year and Above)

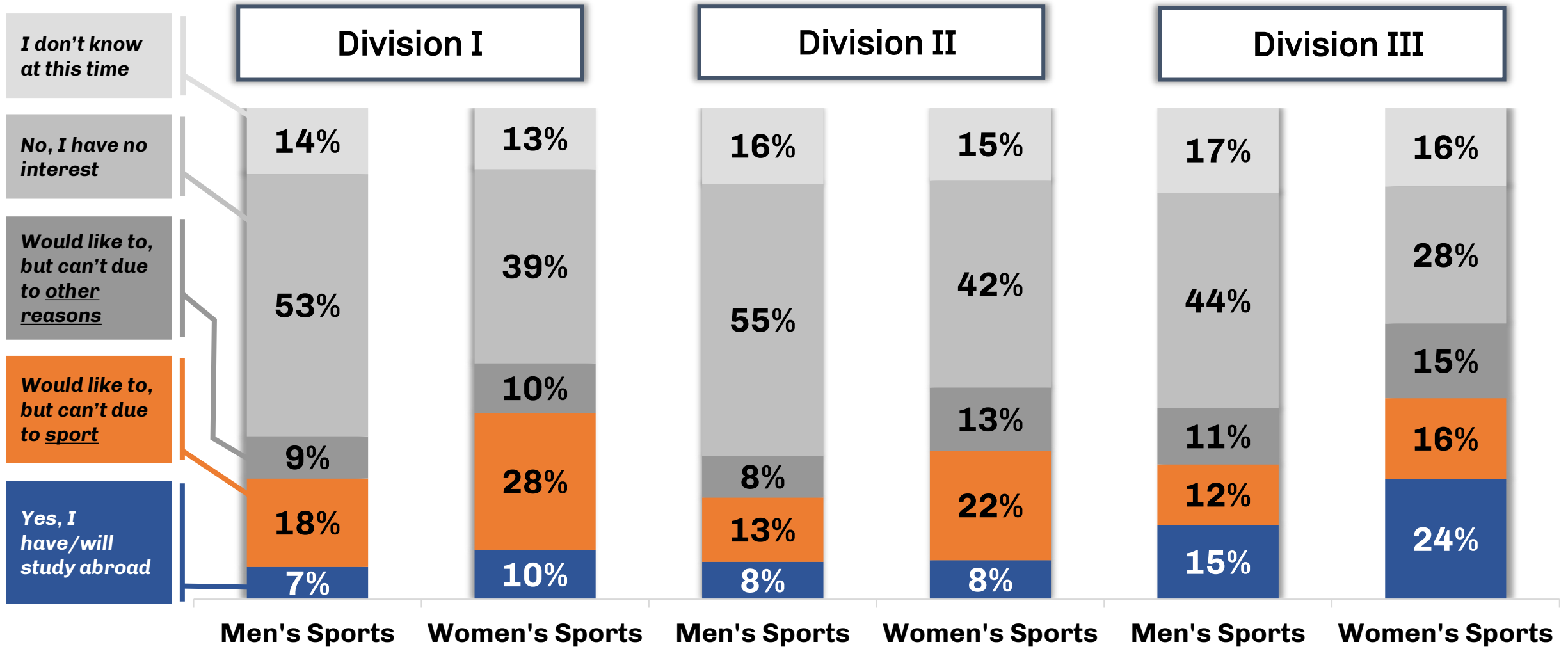
Men's Sports	Yes, I have/will	Would like to, but can't due to sport
Soccer	78%	3%
Lacrosse	77%	2%
Track and Field	74%	1%
Football	70%	3%
Swimming and Diving	69%	4%
Golf	68%	2%
Ice Hockey	68%	5%
Wrestling	67%	4%
Baseball	63%	8%
Basketball	61%	7%
Tennis	58%	5%

Women's Sports	Yes, I have/will	Would like to, but can't due to sport
Track and Field	84%	3%
Golf	77%	5%
Lacrosse	76%	3%
Volleyball	72%	4%
Ice Hockey	69%	7%
Rowing	68%	5%
Soccer	67%	4%
Tennis	65%	<1%
Field Hockey	64%	4%
Softball	63%	5%
Basketball	61%	6%
Swimming and Diving	55%	6%

Note: Data limited to juniors, seniors or those who had completed their bachelor's degree at the time of survey. Participants were asked, "Have you been involved or do you plan to be involved in an internship program during college? Source: NCAA GOALS Study (2025).



Have you been involved or do you plan to be involved in an study abroad program during college?



Note: Examples of other reasons include finances or availability of a study abroad program. Source: NCAA GOALS Study (2025).

Division I – Engagement in Study Abroad Opportunities by Sport

Men's Sports	Yes, I have/will	Would like to, but can't due to sport
FBS Football	9%	20%
FCS Football	8%	17%
Lacrosse	8%	30%
Wrestling	7%	16%
Soccer	6%	20%
Basketball	6%	18%
Track and Field	6%	16%
Swimming and Diving	5%	24%
Tennis	5%	16%
Baseball	4%	16%
Ice Hockey	4%	15%
Golf	2%	12%

Women's Sports	Yes, I have/will	Would like to, but can't due to sport
Rowing	27%	38%
Lacrosse	23%	37%
Swimming and Diving	16%	30%
Volleyball	11%	22%
Field Hockey	9%	42%
Gymnastics	8%	30%
Track and Field	7%	21%
Soccer	7%	24%
Tennis	6%	33%
Basketball	5%	29%
Golf	3%	28%
Softball	2%	26%
Ice Hockey	2%	45%

Note: Participants were asked, "Have you been involved or do you plan to be involved in a study abroad program during college?"

Source: NCAA GOALS Study (2025).

Division II – Engagement in Study Abroad Opportunities by Sport

Men's Sports	Yes, I have/will	Would like to, but can't due to sport
Tennis	18%	15%
Soccer	10%	15%
Swimming & Diving	8%	9%
Football	8%	14%
Baseball	7%	11%
Basketball	7%	12%
Golf	7%	8%
Wrestling	6%	8%
Lacrosse	5%	21%
Track & Field	5%	13%

Women's Sports	Yes, I have/will	Would like to, but can't due to sport
Field Hockey	17%	21%
Tennis	13%	14%
Golf	11%	18%
Track & Field	10%	20%
Swimming & Diving	10%	19%
Soccer	10%	29%
Lacrosse	6%	28%
Softball	5%	19%
Volleyball	4%	18%
Basketball	3%	26%

Note: Participants were asked, "Have you been involved or do you plan to be involved in a study abroad program during college? Source: NCAA GOALS Study (2025).

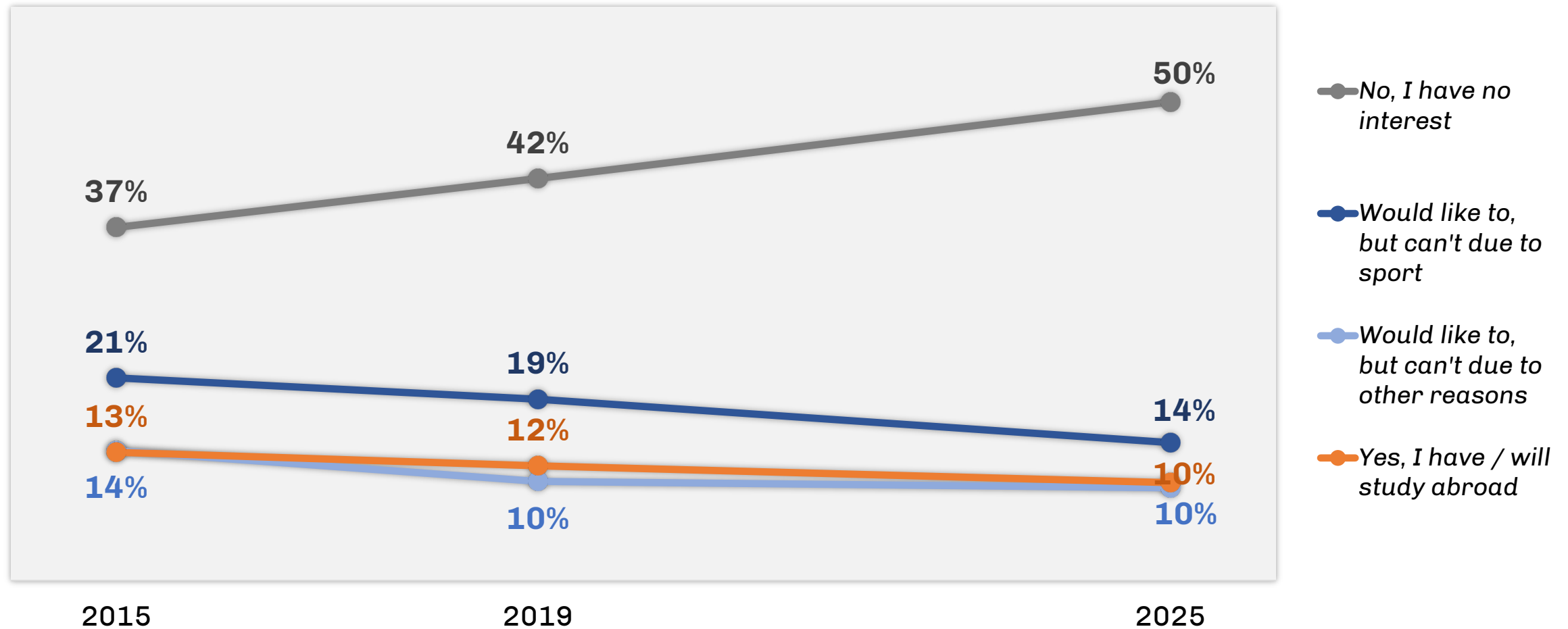
Division III – Engagement in Study Abroad Opportunities by Sport

Men's Sports	Yes, I have/will	Would like to, but can't due to sport
Lacrosse	30%	11%
Tennis	25%	11%
Soccer	21%	7%
Swimming & Diving	20%	19%
Football	16%	11%
Track & Field	15%	13%
Golf	14%	10%
Basketball	11%	20%
Wrestling	7%	12%
Baseball	3%	13%
Ice Hockey	3%	21%

Women's Sports	Yes, I have/will	Would like to, but can't due to sport
Field Hockey	42%	10%
Lacrosse	39%	13%
Rowing	36%	5%
Track & Field	32%	18%
Soccer	26%	9%
Golf	26%	20%
Swimming & Diving	25%	20%
Tennis	24%	16%
Volleyball	22%	10%
Ice Hockey	16%	36%
Basketball	11%	27%
Softball	9%	21%

Note: Participants were asked, "Have you been involved or do you plan to be involved in a study abroad program during college? Source: NCAA GOALS Study (2025).

Change in Percent of Student-Athlete Interest in Studying Abroad (Men's Sports)

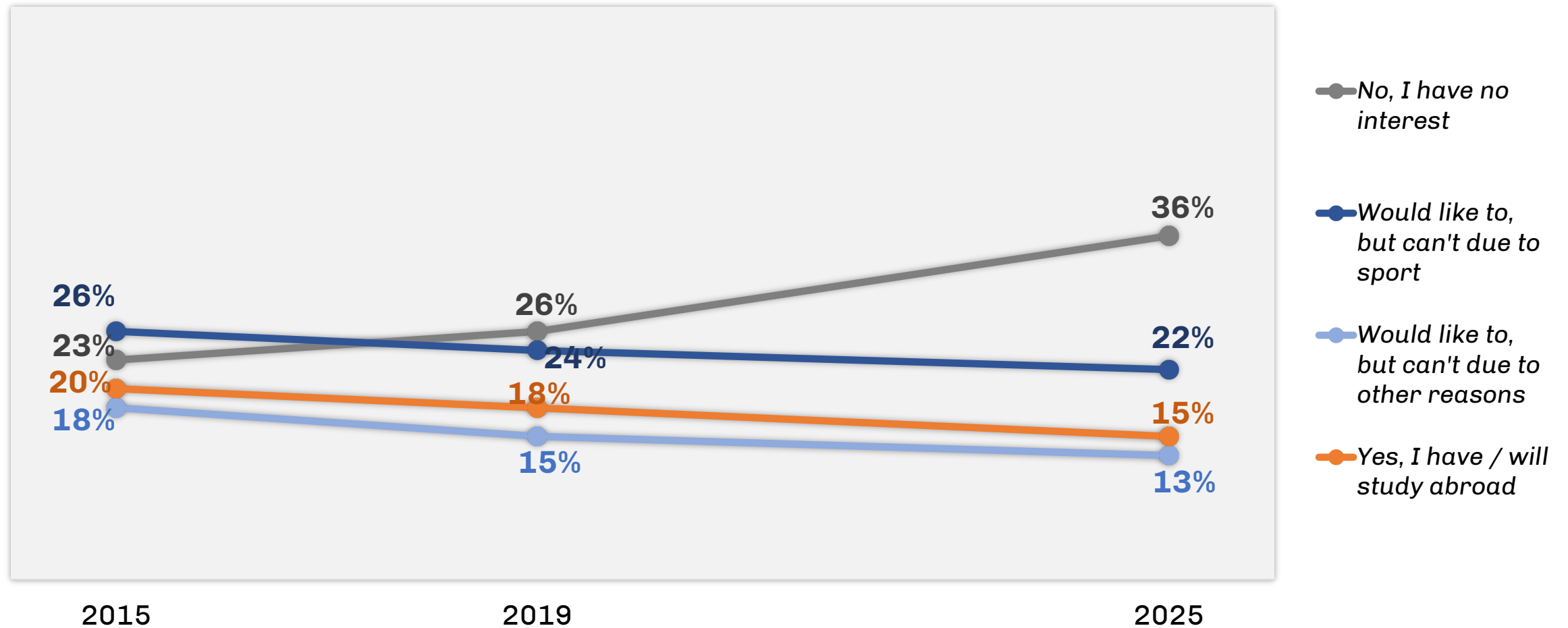


Note: Participants were asked, "Have you been involved or do you plan to be involved in a study abroad program during college? Examples of other reasons include finances and availability. Source: NCAA GOALS Study (2025).



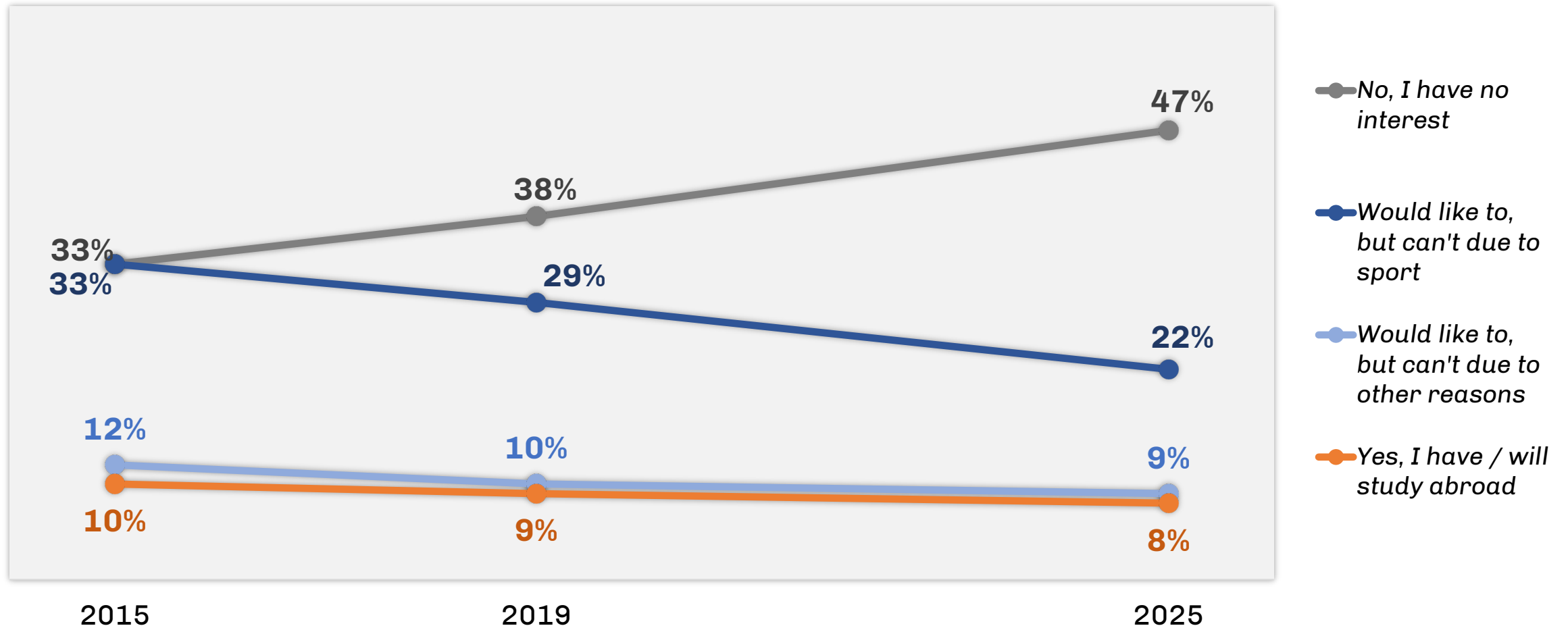
RESEARCH

Change in Percent of Student-Athlete Interest in Studying Abroad (Women's Sports)



Note: Participants were asked, "Have you been involved or do you plan to be involved in a study abroad program during college? Examples of other reasons include finances and availability. Source: NCAA GOALS Study (2025).

Change in Percent of Student-Athlete Interest in Studying Abroad (Division I)

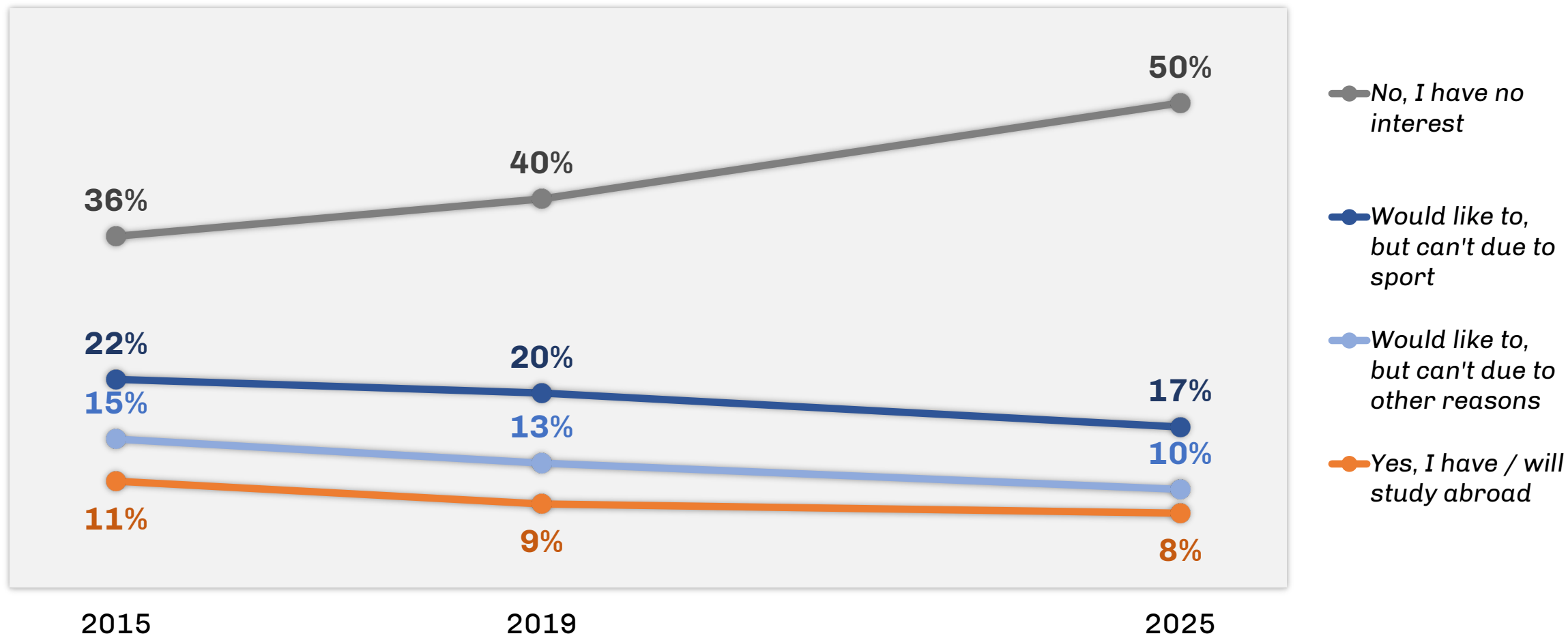


Note: Participants were asked, "Have you been involved or do you plan to be involved in a study abroad program during college? Examples of other reasons include finances and availability. Source: NCAA GOALS Study (2025).



RESEARCH

Change in Percent of Student-Athlete Interest in Studying Abroad (Division II)

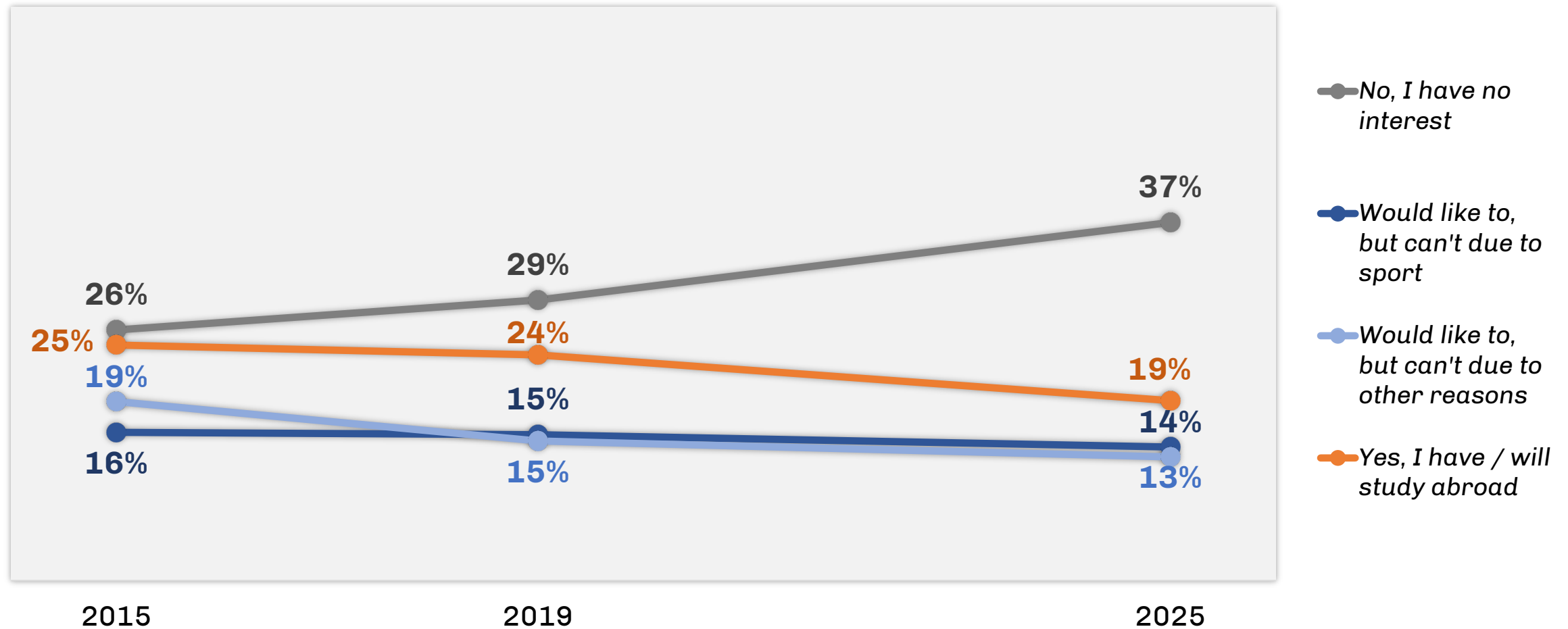


Note: Participants were asked, "Have you been involved or do you plan to be involved in a study abroad program during college? Examples of other reasons include finances and availability. Source: NCAA GOALS Study (2025).



RESEARCH

Change in Percent of Student-Athlete Interest in Studying Abroad (Division III)



Note: Participants were asked, "Have you been involved or do you plan to be involved in a study abroad program during college? Examples of other reasons include finances and availability. Source: NCAA GOALS Study (2025).



RESEARCH

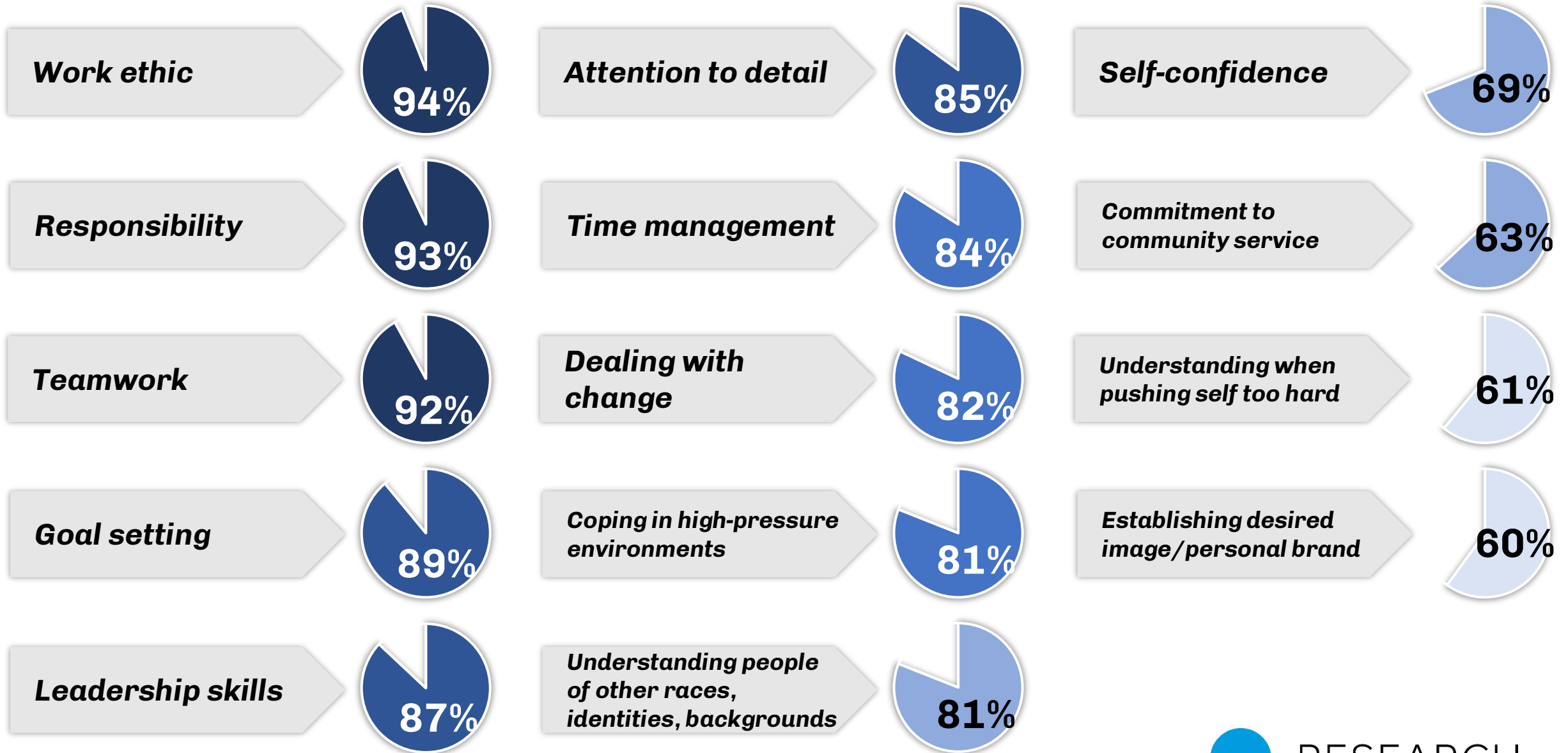
Development of Professional Skills and Qualities through Athletics

Summary – Skills and Qualities Honed Through Athletics

- Student-athletes across all divisions report that their college athletics experience has helped them develop a broad set of transferrable skills and personal qualities relevant to future career success.
- Over 90% of student-athletes said that their college athletics experience has had a *positive* or *very positive* impact on work ethic, responsibility and teamwork.
- Over 80% endorsed goal setting, leadership skills, attention to detail, time management, dealing with change, coping in high-pressure environments, and understanding people of other races, identities and backgrounds.
- Over 60% endorsed self-confidence, commitment to community service, understanding when they are pushing themselves too hard, and the ability to establish a desired image or personal brand.



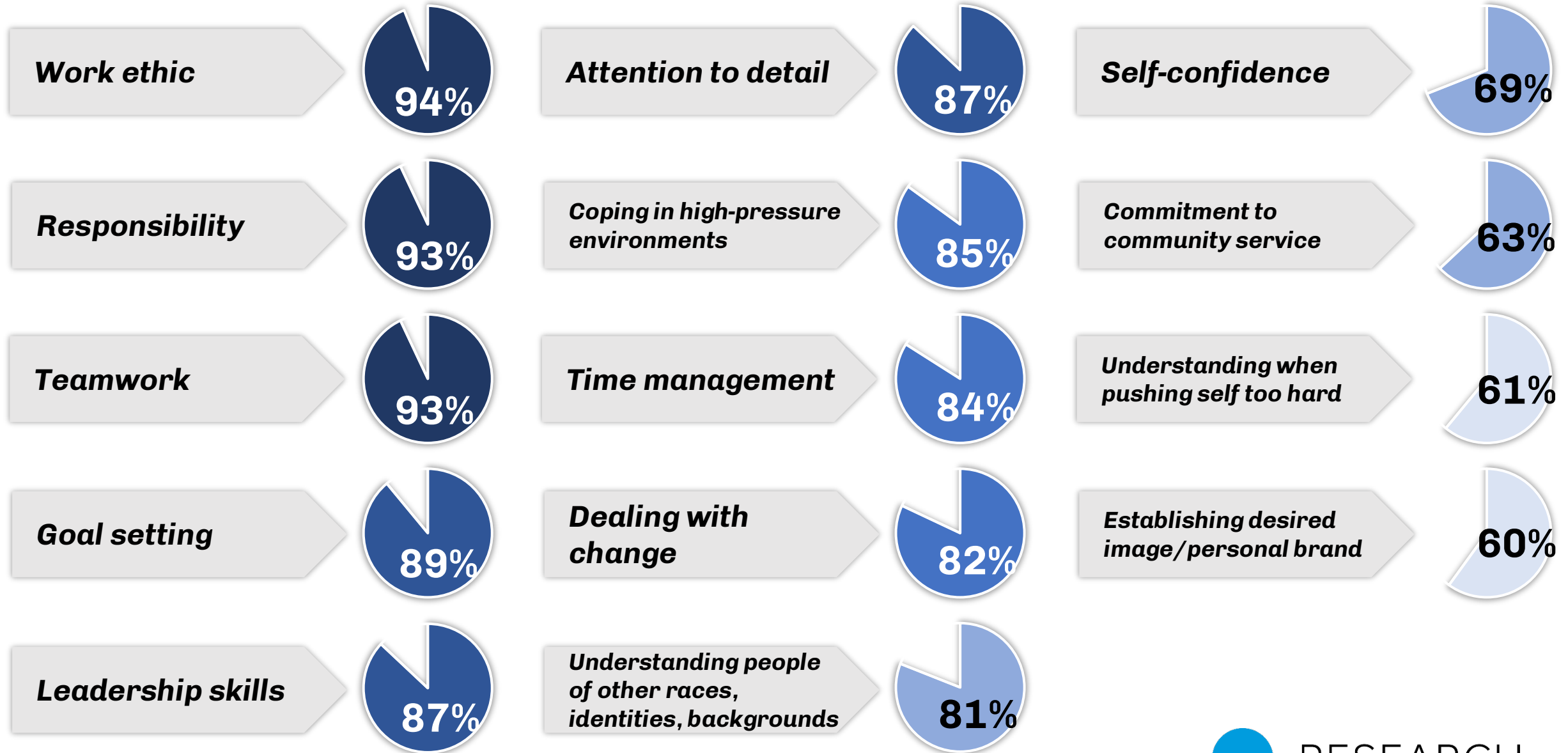
Skills and Personal Qualities Honed Through the College Athletics Experience



Note: Percentage endorsing that their college athletics experience has had “positive” or “very positive” effect on each skill/quality. Top 2 points on a 6-point positivity scale. Source: NCAA GOALS Study (2025).

Skills and Personal Qualities Honed Through the College Athletics Experience

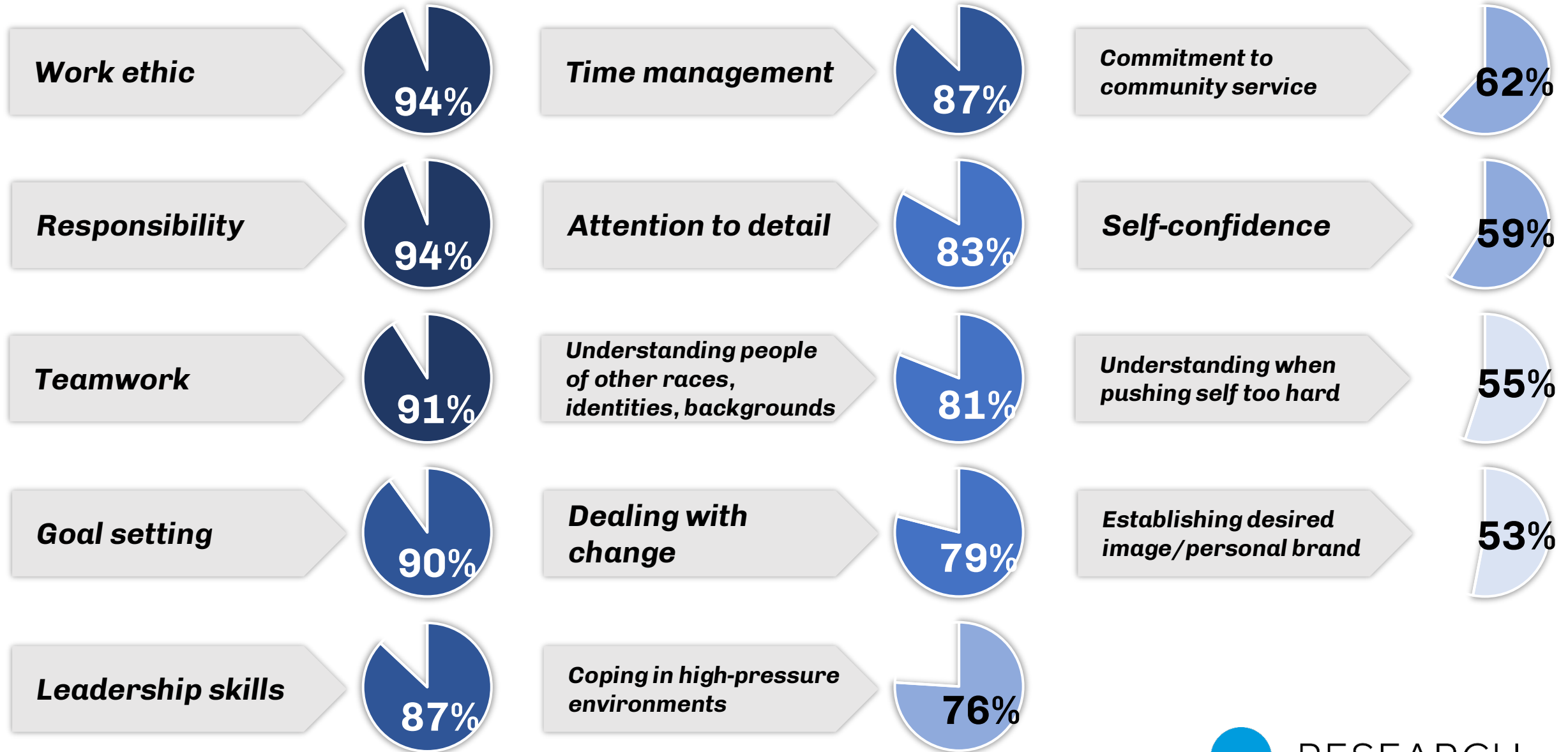
(Men's Sports)



Note: Percentage in men's sports endorsing that their college athletics experience has had "positive" or "very positive" effect on each skill/quality. Top 2 points on a 6-point positivity scale. Source: NCAA GOALS Study (2025).

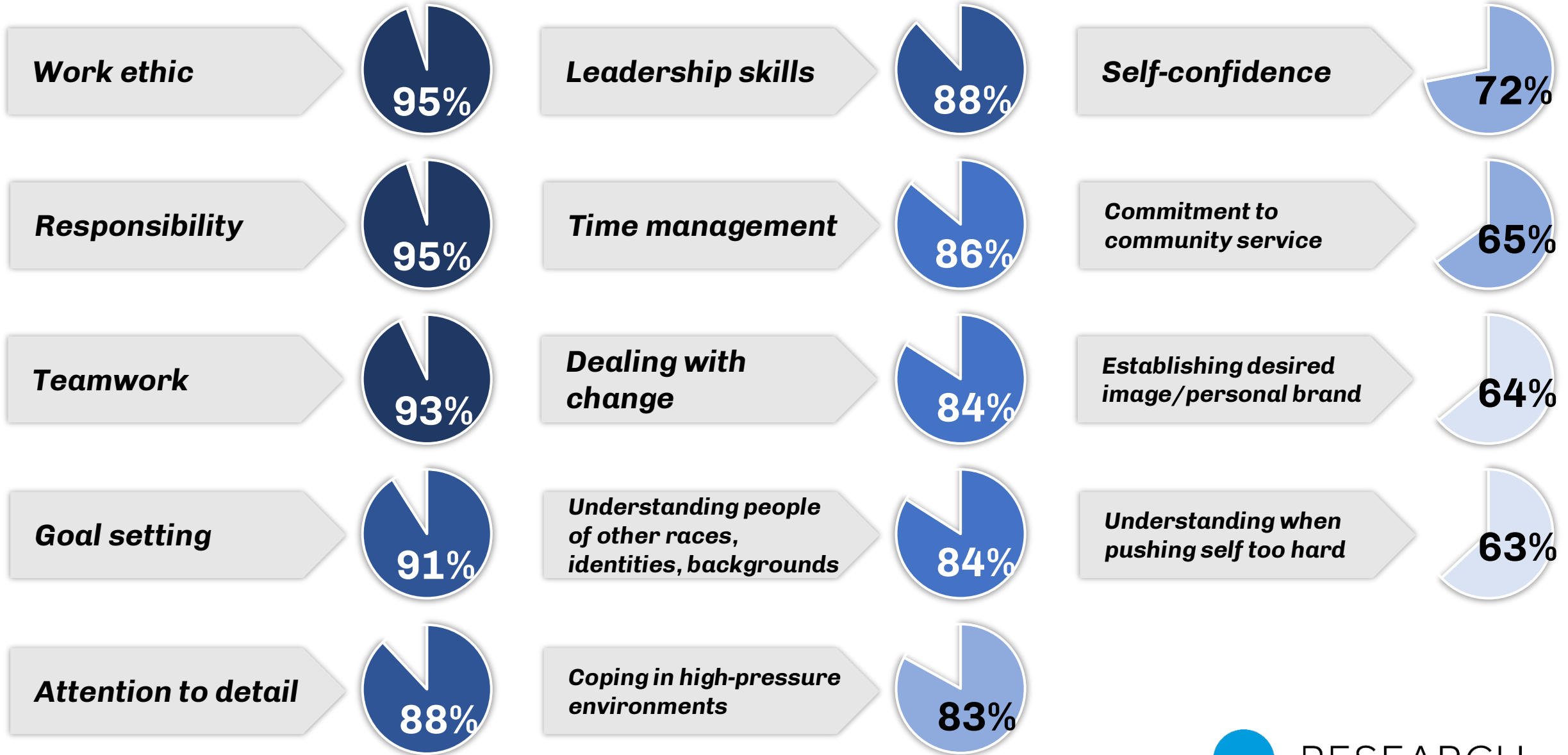
Skills and Personal Qualities Honed Through the College Athletics Experience

(Women's Sports)



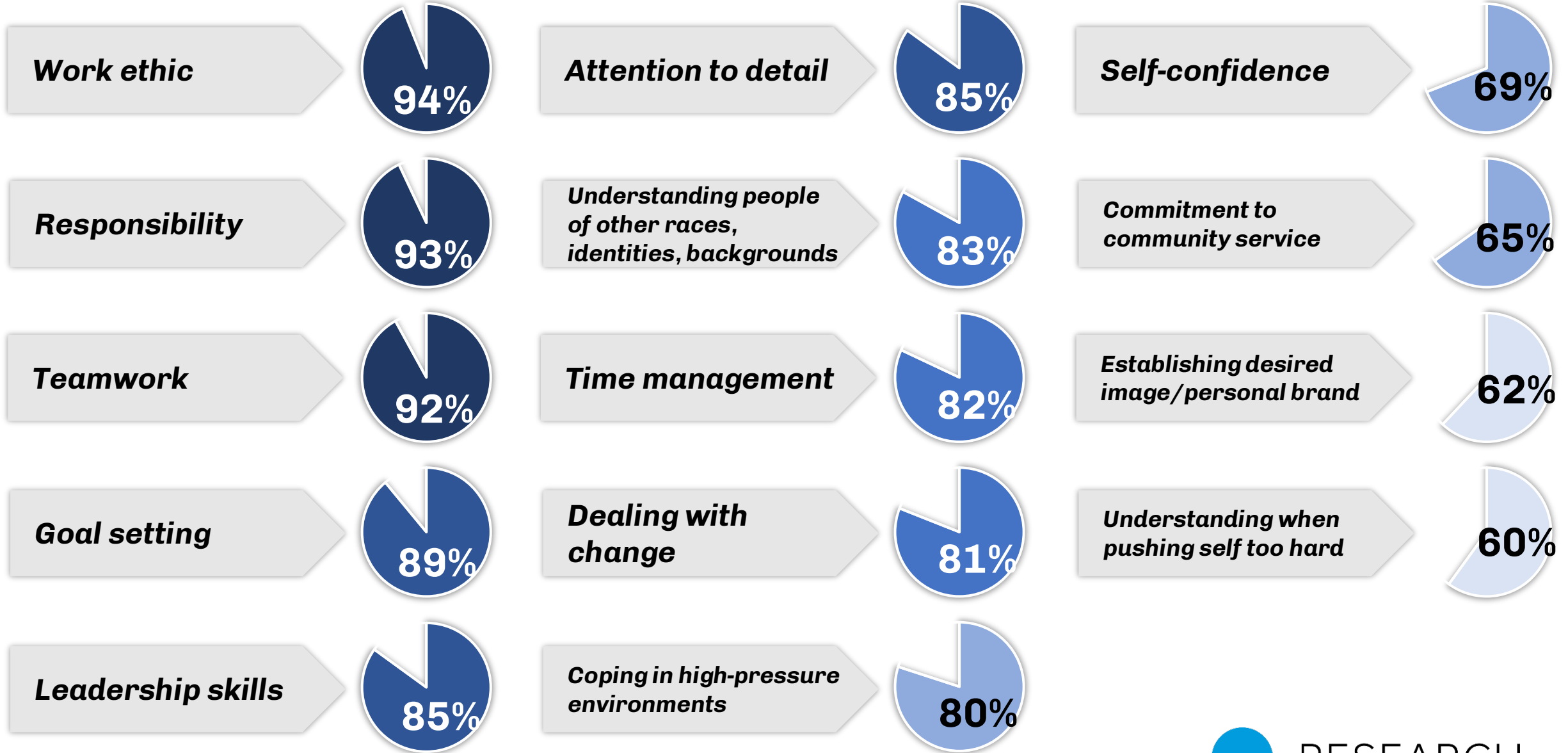
Note: Percentage endorsing that their college athletics experience has had “positive” or “very positive” effect on each skill/quality. Top 2 points on a 6-point positivity scale. Source: NCAA GOALS Study (2025).

Skills and Personal Qualities Honed Through the College Athletics Experience (Division I)



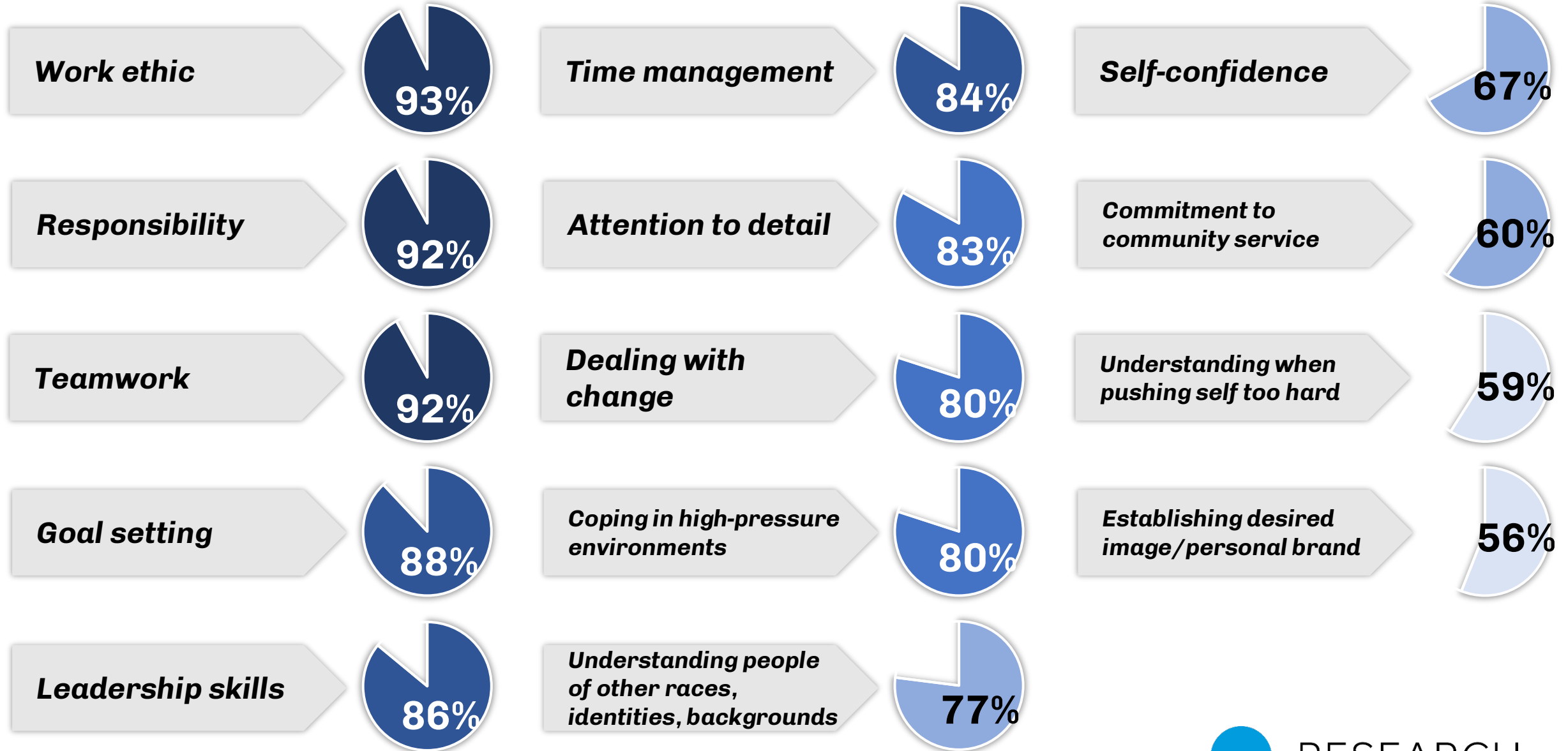
Note: Percentage in Division I endorsing that their college athletics experience has had “positive” or “very positive” effect on each skill/quality. Top 2 points on a 6-point positivity scale. Source: NCAA GOALS Study (2025).

Skills and Personal Qualities Honed Through the College Athletics Experience (Division II)



Note: Percentage in Division II endorsing that their college athletics experience has had “positive” or “very positive” effect on each skill/quality. Top 2 points on a 6-point positivity scale. Source: NCAA GOALS Study (2025).

Skills and Personal Qualities Honed Through the College Athletics Experience (Division III)



Note: Percentage in Division III endorsing that their college athletics experience has had “positive” or “very positive” effect on each skill/quality. Top 2 points on a 6-point positivity scale. Source: NCAA GOALS Study (2025).

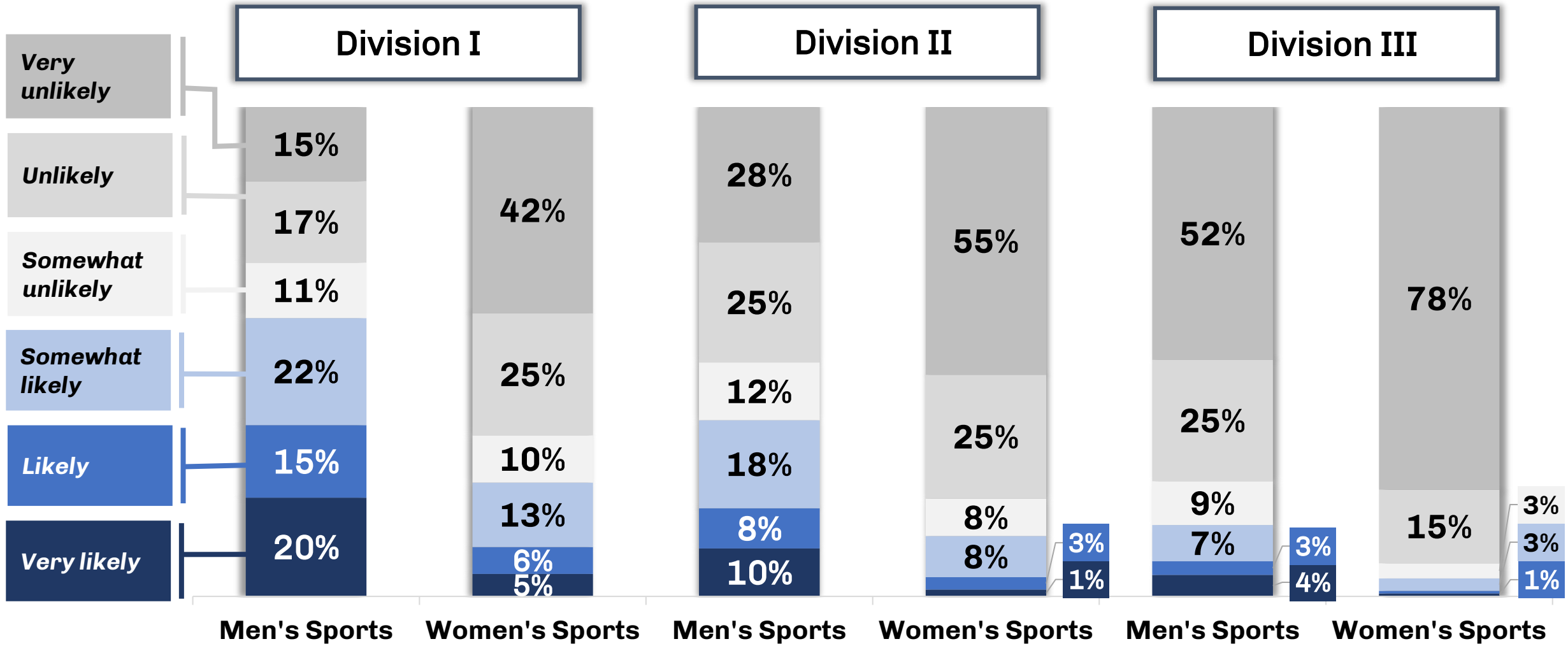
Likelihood of Professional or Olympic Opportunities

Summary – Likelihood of Professional or Olympic Opportunities

- Student-athletes' beliefs about their likelihood of becoming a professional or Olympic athlete vary considerably by sport gender, division and sport. Sports with more established professional or Olympic pathways tend to have higher percentages of student-athletes who believe they will advance to the professional level.
- The percentage of student-athletes who believe they are at least *somewhat likely* to become a professional or Olympic athlete is highest among Division I men's sports (57%) followed by Division II men's sports (36%) and Division I women's sports (23%).
- Sports where half or more student-athletes believe they are at least *somewhat likely* to be a pro/an Olympian:
 - Division I and II men's basketball (78% and 63%, respectively)
 - Division I men's and women's ice hockey (75%, 54%)
 - FBS/FCS football (74%, 61%)
 - Division I men's and women's golf (67%, 50%)
 - Division I baseball (59%)
 - Division I men's soccer (56%)

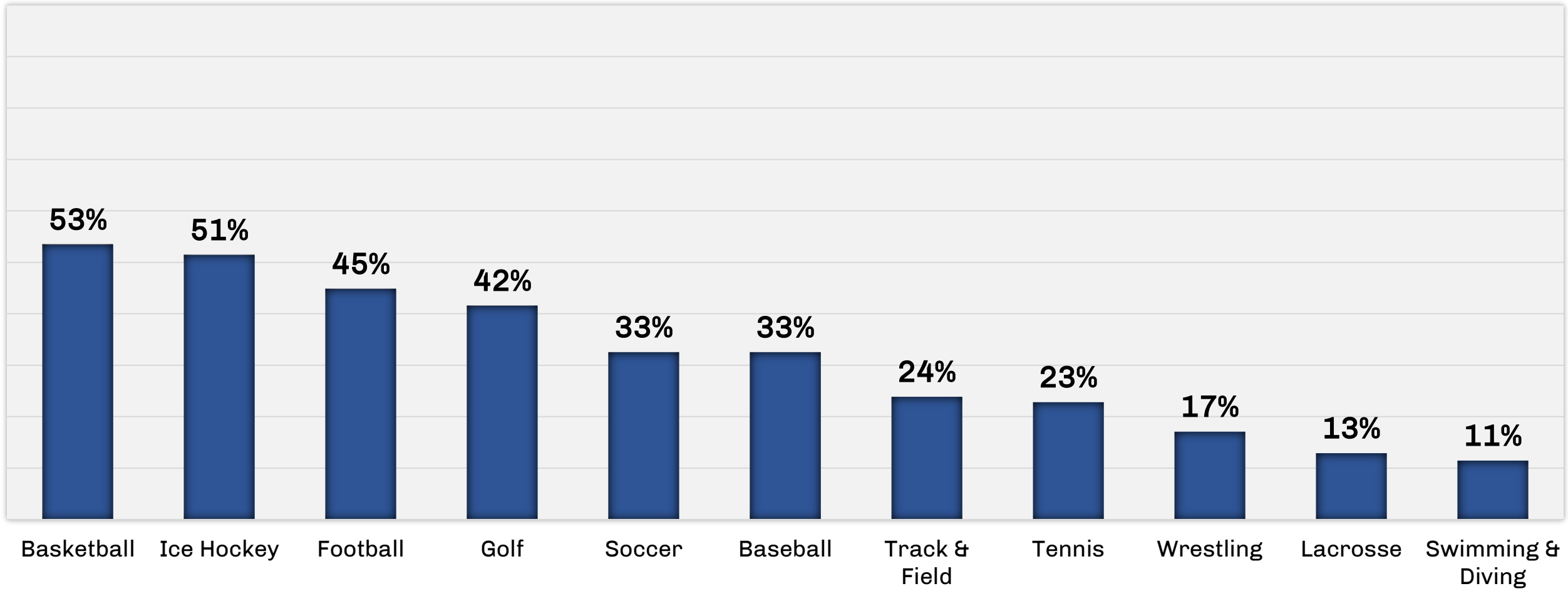


How likely do you think it is that you will become a professional and/or Olympic athlete in your sport?



Being a Professional or Olympic Athlete is At Least “Somewhat Likely”

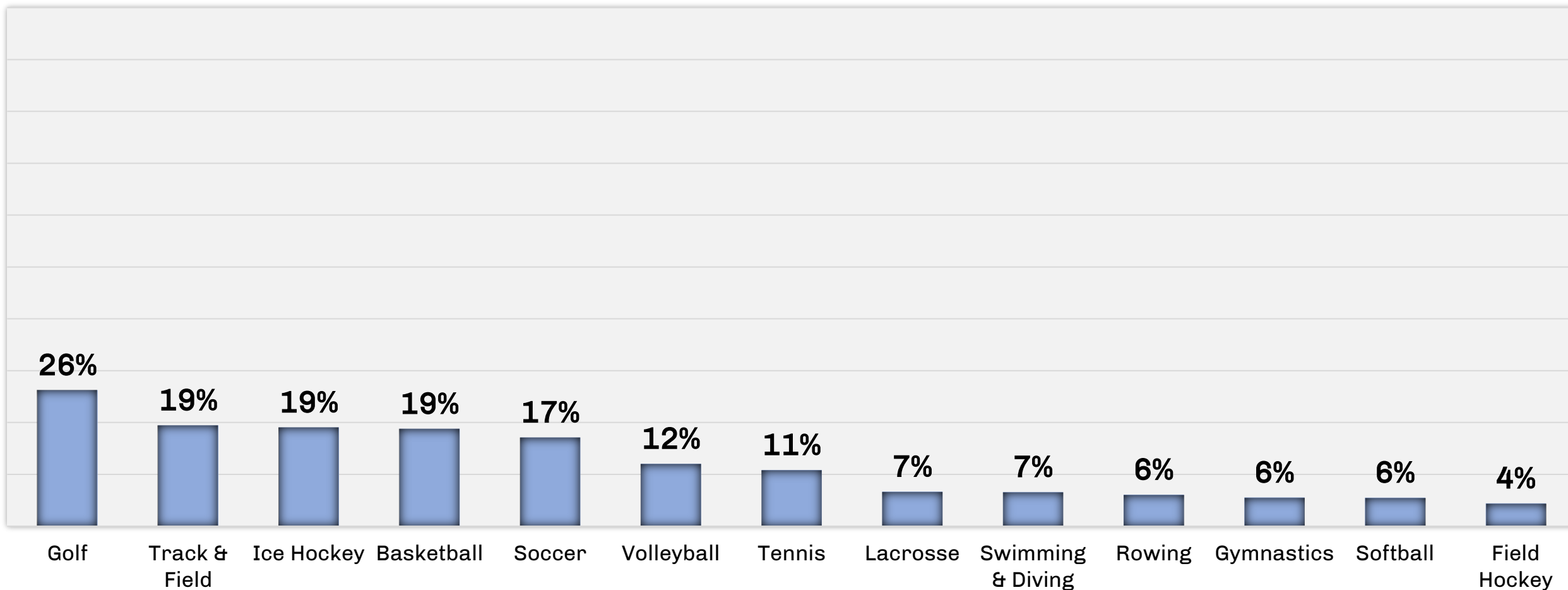
(Percentage of Men’s Sports Participants Who Endorsed “Somewhat Likely,” “Likely” or “Very Likely”)



Note: Top 3 points on a 6-point scale. Source: NCAA GOALS Study (2025).

Being a Professional or Olympic Athlete is At Least “Somewhat Likely”

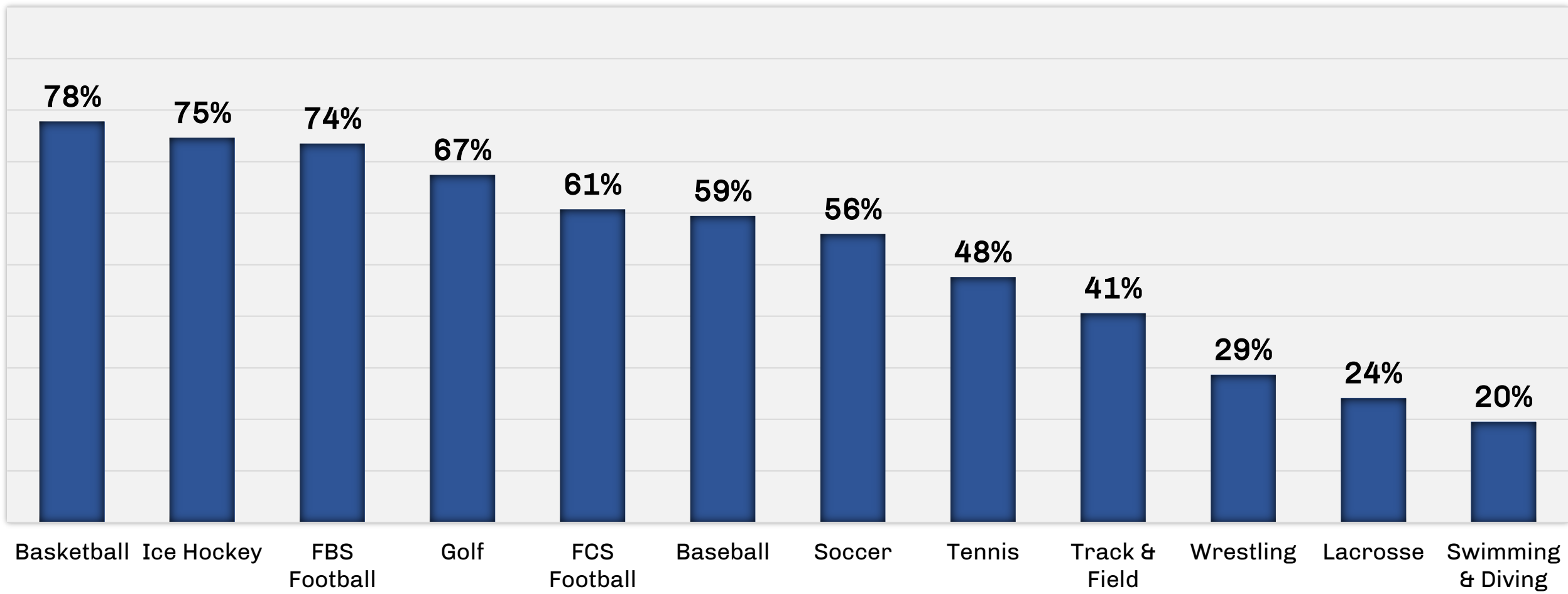
(Percentage of Women’s Sports Participants Who Endorsed “Somewhat Likely,” “Likely” or “Very Likely”)



Note: Top 3 points on a 6-point scale. Source: NCAA GOALS Study (2025).

Being a Professional or Olympic Athlete is At Least “Somewhat Likely”

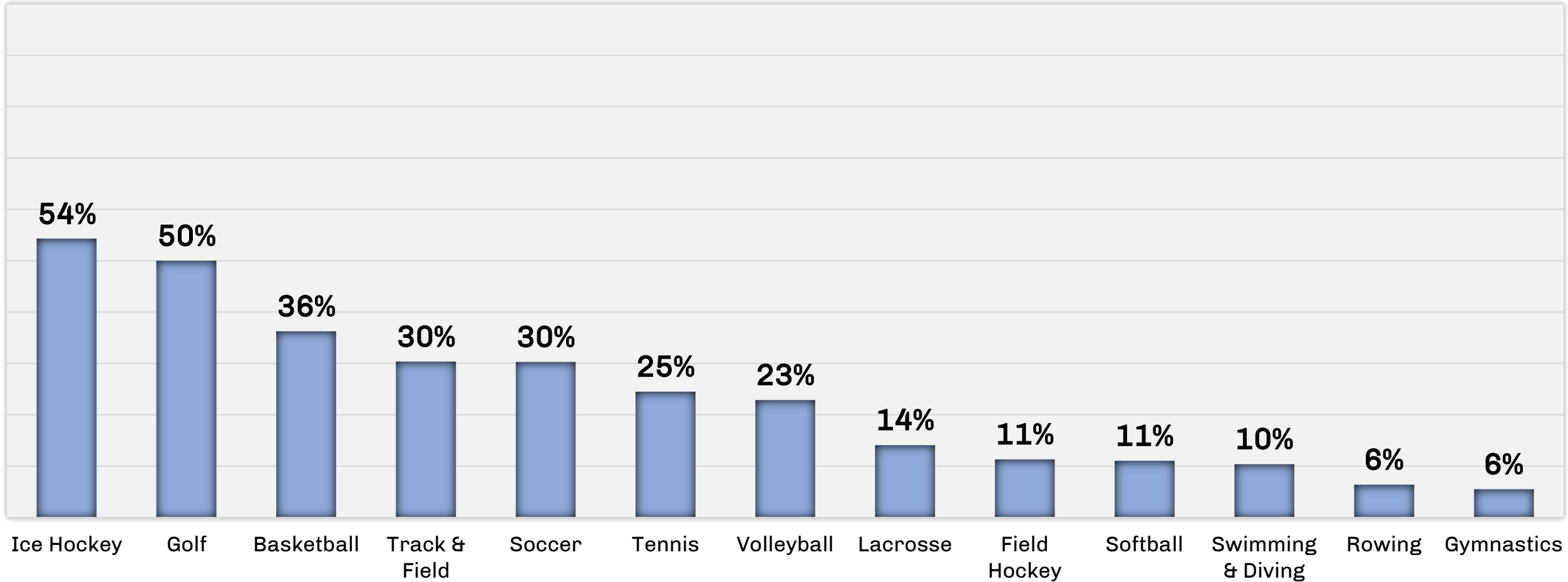
(Percentage of Division I Men’s Sports Participants Who Endorsed “Somewhat Likely,” “Likely” or “Very Likely”)



Note: Top 3 points on a 6-point scale. Source: NCAA GOALS Study (2025).

Being a Professional or Olympic Athlete is At Least “Somewhat Likely”

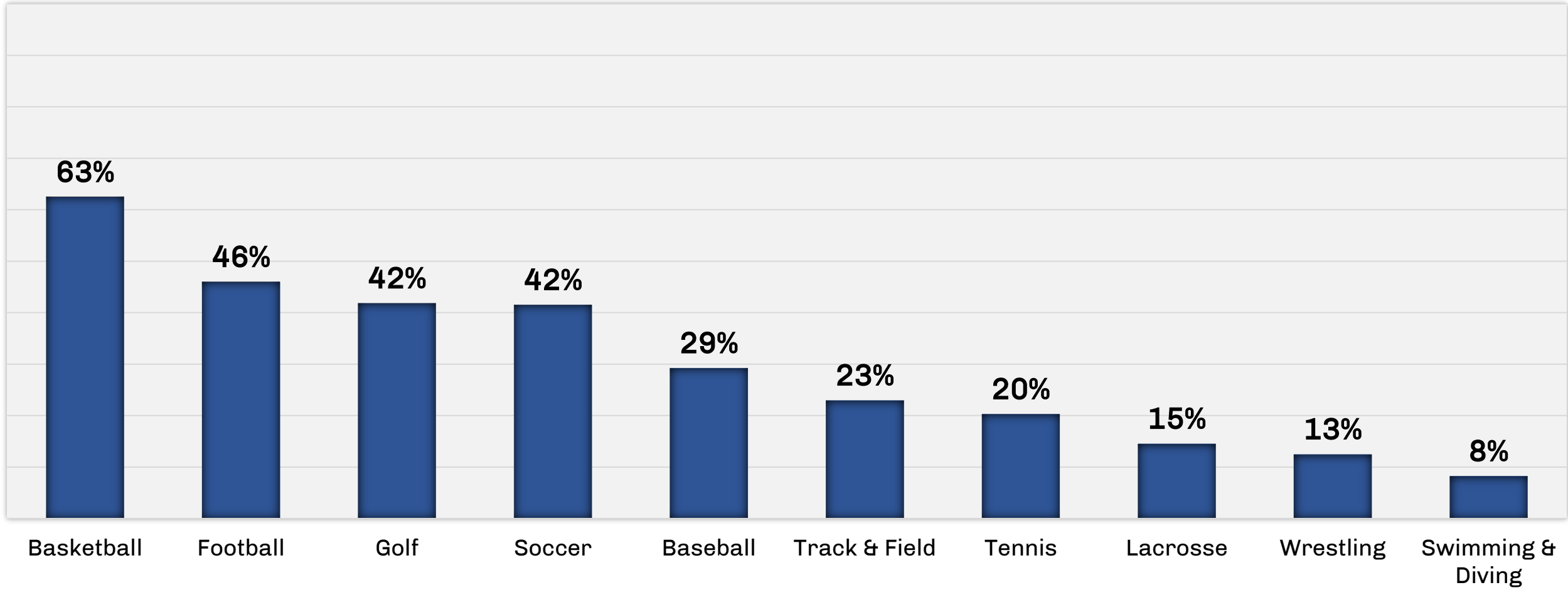
(Percentage of Division I Women’s Sports Participants Who Endorsed “Somewhat Likely,” “Likely” or “Very Likely”)



Note: Top 3 points on a 6-point scale. Source: NCAA GOALS Study (2025).

Being a Professional or Olympic Athlete is At Least “Somewhat Likely”

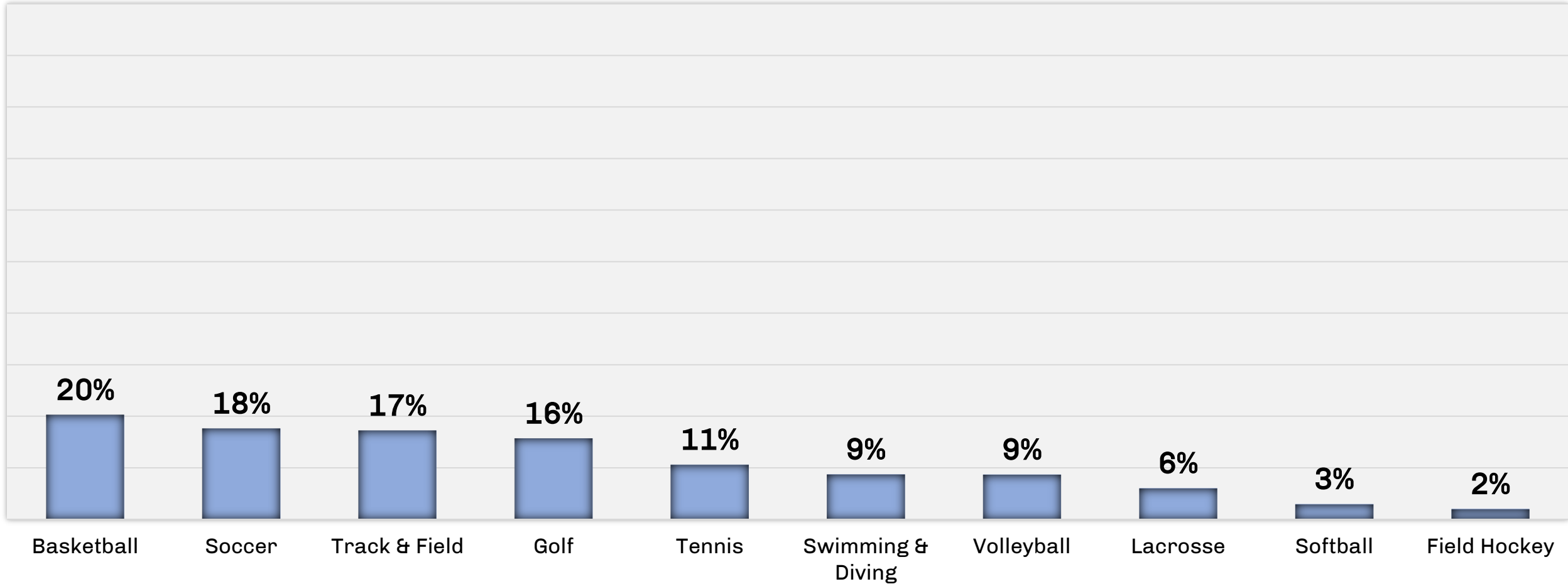
(Percentage of Division II Men’s Sports Participants Who Endorsed “Somewhat Likely,” “Likely” or “Very Likely”)



Note: Top 3 points on a 6-point scale. Source: NCAA GOALS Study (2025).

Being a Professional or Olympic Athlete is At Least “Somewhat Likely”

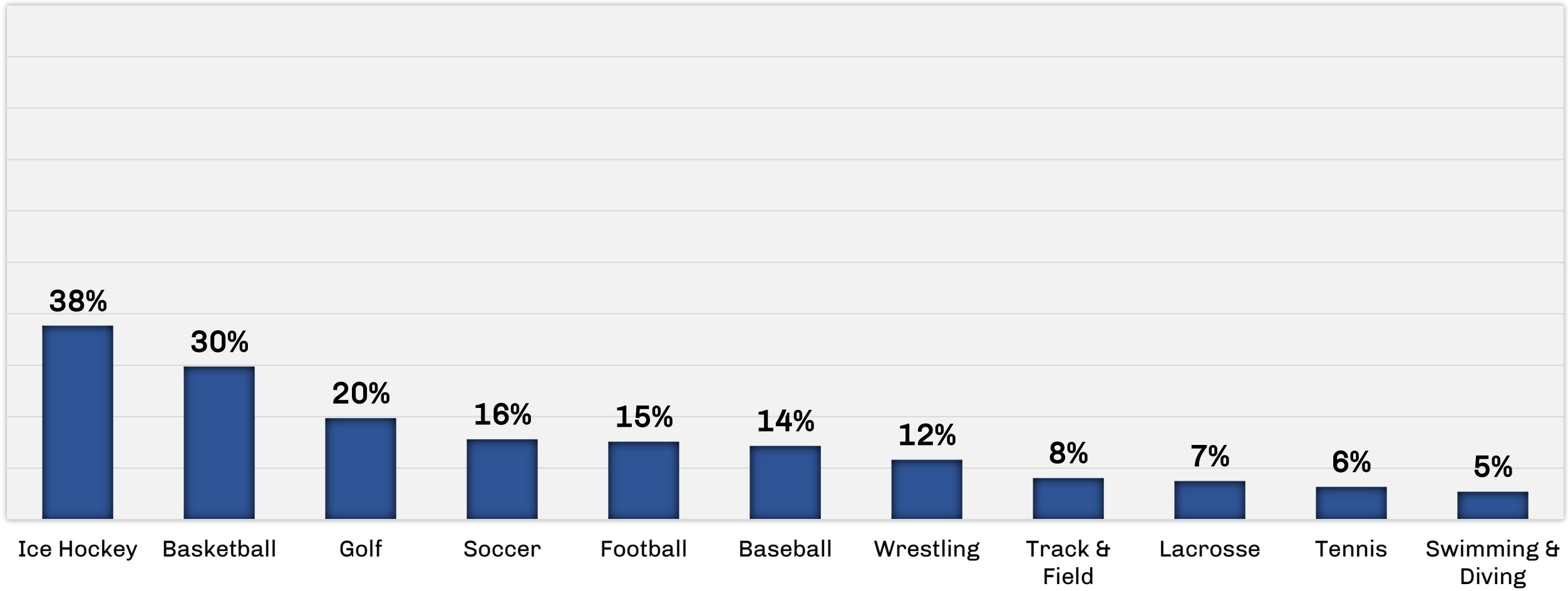
(Percentage of Division II Women’s Sports Participants Who Endorsed “Somewhat Likely,” “Likely” or “Very Likely”)



Note: Top 3 points on a 6-point scale. Source: NCAA GOALS Study (2025).

Being a Professional or Olympic Athlete is At Least “Somewhat Likely”

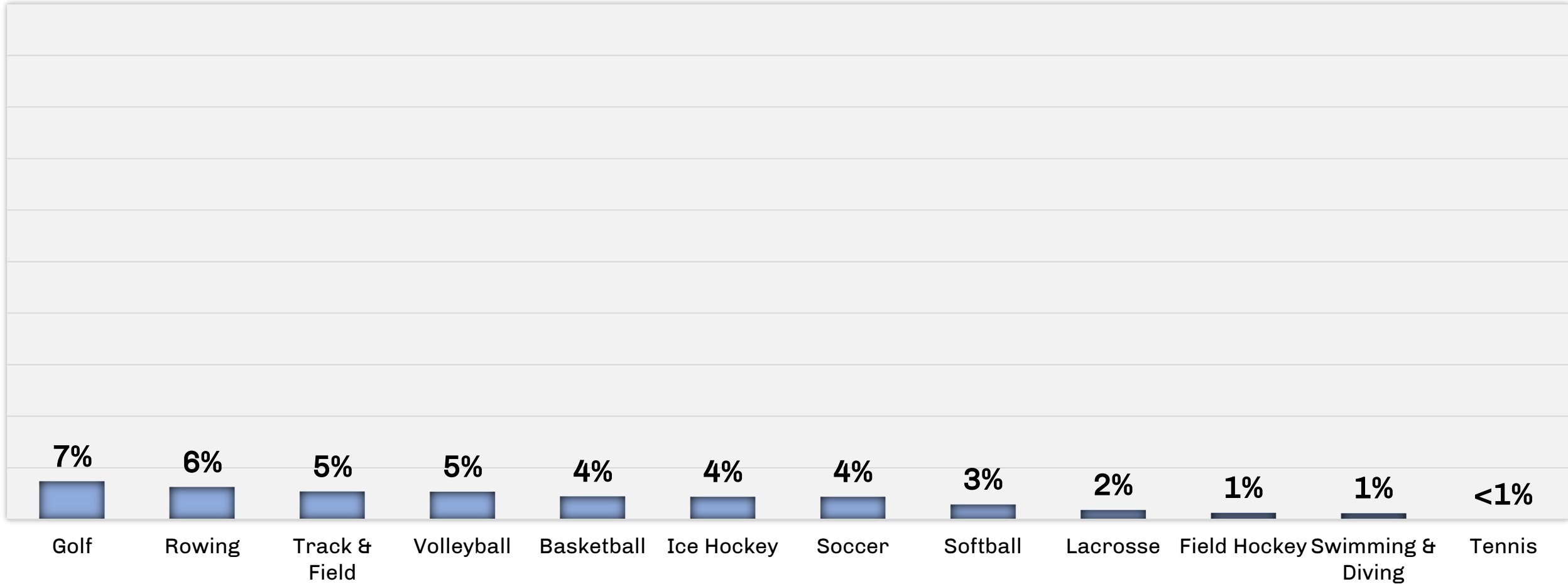
(Percentage of Division III Men’s Sports Participants Who Endorsed “Somewhat Likely,” “Likely” or “Very Likely”)



Note: Top 3 points on a 6-point scale. Source: NCAA GOALS Study (2025).

Being a Professional or Olympic Athlete is At Least “Somewhat Likely”

(Percentage of Division III Women’s Sports Participants Who Endorsed “Somewhat Likely,” “Likely” or “Very Likely”)



Note: Top 3 points on a 6-point scale. Source: NCAA GOALS Study (2025).

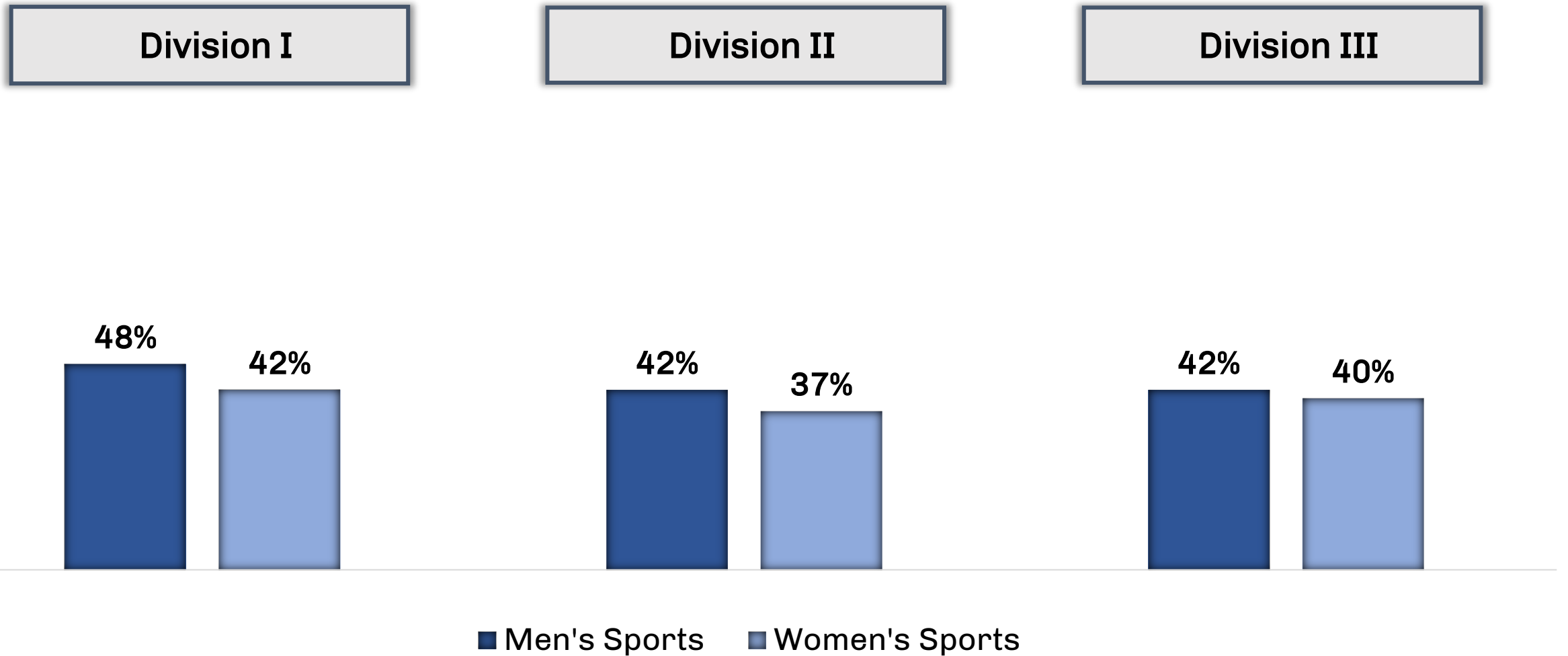
Campus Career Support

Summary – Campus Career Support

- Overall, 42% of student-athletes felt satisfied with career counseling services offered through the athletics department or college. Satisfaction levels were highest among Division I student-athletes (45%) as compared to those in Divisions II and III (40%, 41%, respectively).
- Preparing for a career after college is the highest endorsed topic student-athletes want coaches and athletics administrators to discuss more with their teams (women's sports, 56%; men's sports, 41%).
- Finding professional opportunities in their sport after college was also endorsed by many student-athletes as a topic to discuss more (men's sports, 18%; women's sports, 17%). Sports with the highest percentages of student-athletes who endorsed this topic:
 - Division I and II men's soccer (38%, 30%, respectively), Division I women's basketball (31%) and Division I women's golf (31%).



Percentage of Student-Athletes Who are Satisfied with School's Career Counseling Services

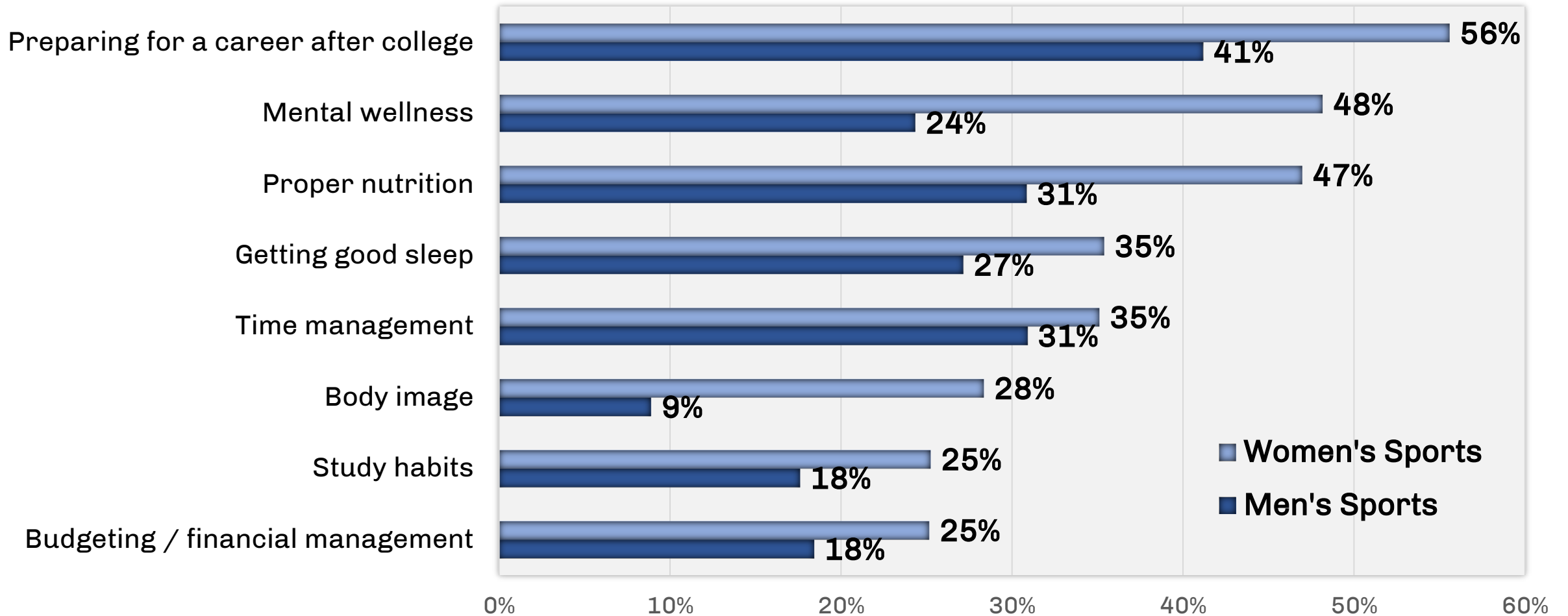


Note: Top point on a 4-point scale. Participants who did not use service or said that it was not available at their school were excluded. 17% of the sample in DI, 21% in DII and 22% in DIII said that they did not use career counseling services at their college. Less than 2% of the sample across divisions said that career counseling services were not available at their school. Source: NCAA GOALS Study (2025).



RESEARCH

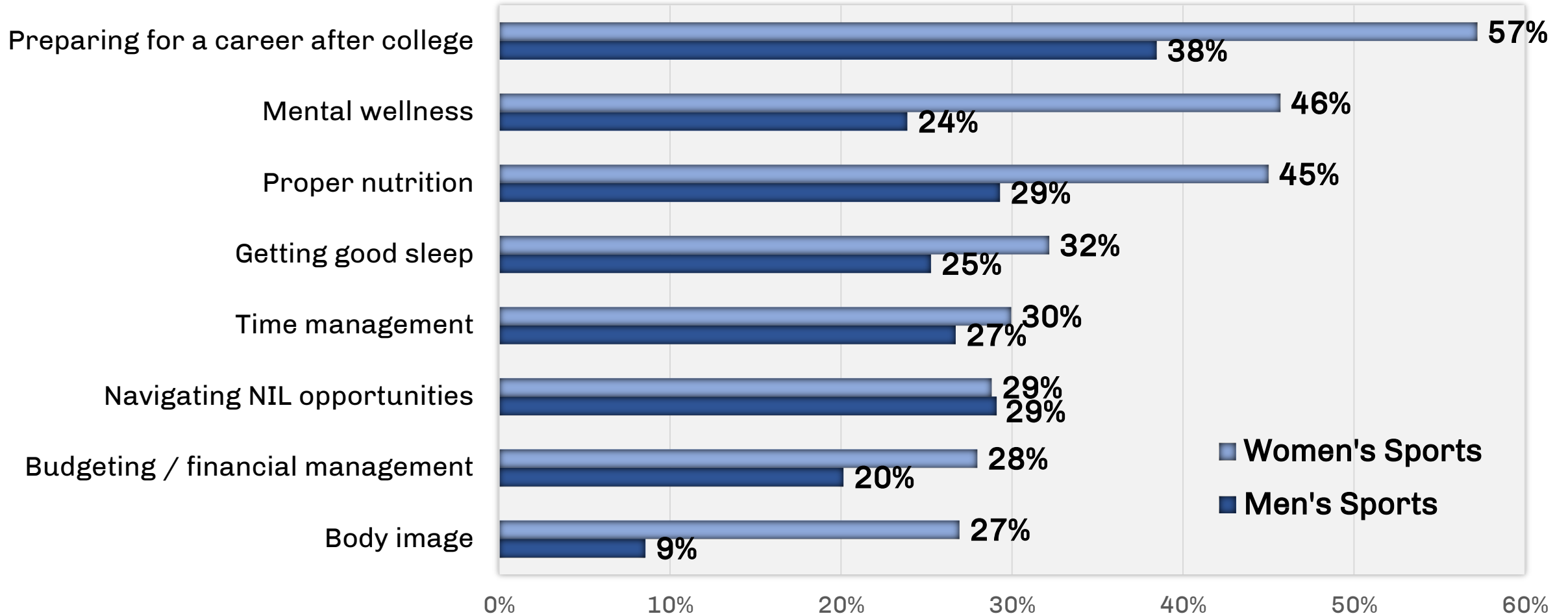
“I wish the coaches or athletics administrators at our school talked more with student-athletes about...”



Note: Only topics endorsed by at least 25% of one sport gender are shown. Other topics included: academic resources (14% M, 21% W), navigating NIL opportunities (22% M, 21% W), living away from home (14% M, 18% W), finding professional opportunities in sport after college (18% M, 17% W), conducting ourselves appropriately on campus/in the community (11% M, 9% W), drinking/substance misuse (8% M/W), sexual violence prevention (3% M, 7% W) and concussion awareness (4% M, 6% W). Source: NCAA GOALS Study (2025).

“I wish the coaches or athletics administrators at our school talked more with student-athletes about...”

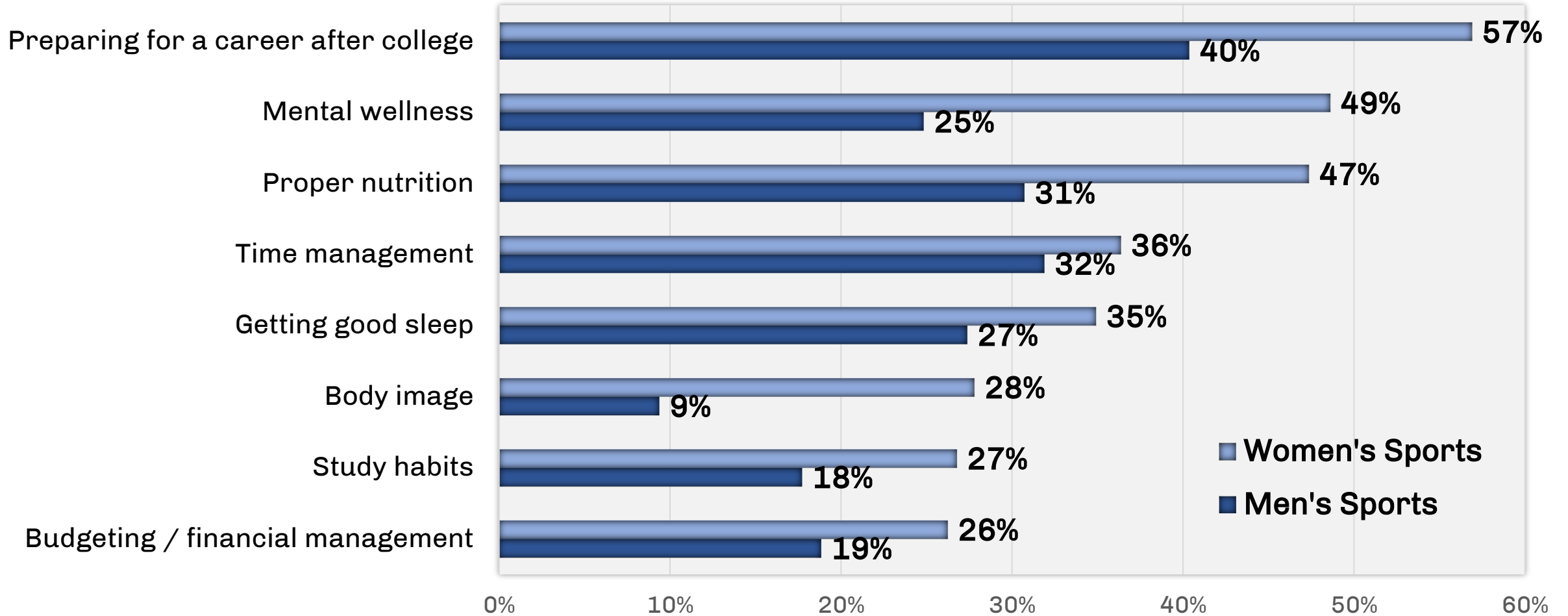
(Division I)



Note: Only topics endorsed by at least 25% of one sport gender in Division I are shown. Other topics included: study habits (15% M, 21% W), finding professional opportunities in sport after college (22% M, 21% W), living away from home (15% M, 19% W), academic resources (12% M, 19% W), conducting ourselves appropriately on campus/in the community (10% M, 8% W), drinking/substance misuse (7% M/W), concussion awareness (4% M, 5% W) and sexual violence prevention (3% M, 5% W). Source: NCAA GOALS Study (2025).

“I wish the coaches or athletics administrators at our school talked more with student-athletes about...”

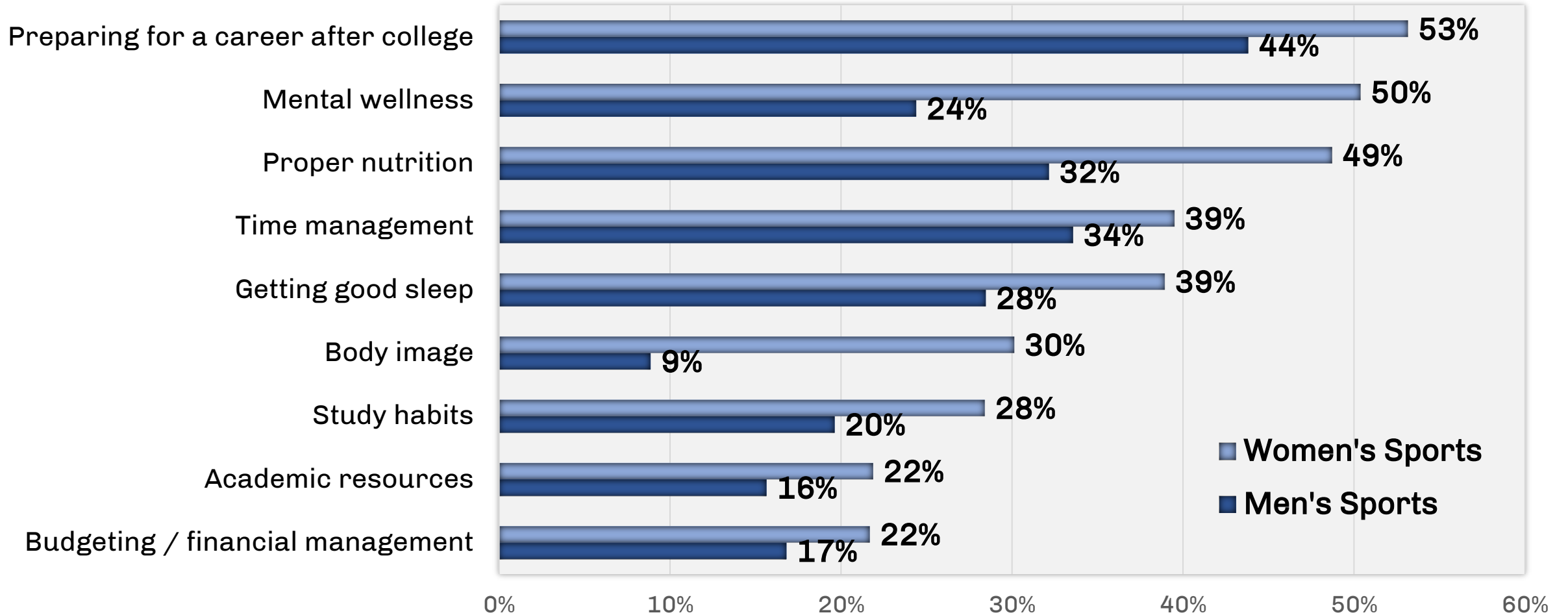
(Division II)



Note: Only topics endorsed by at least 25% of one sport gender in Division II are shown. Other topics included: navigating NIL opportunities (24% M, 24% W), academic resources (15% M, 23% W), living away from home (15% M, 21% W), finding professional opportunities in sport after college (20% M, 19% W), conducting ourselves appropriately on campus/in the community (10% M, 10% W), drinking/substance misuse (8% M/W), sexual violence prevention (3% M, 7% W) and concussion awareness (4% M, 6% W). Source: NCAA GOALS Study (2025).

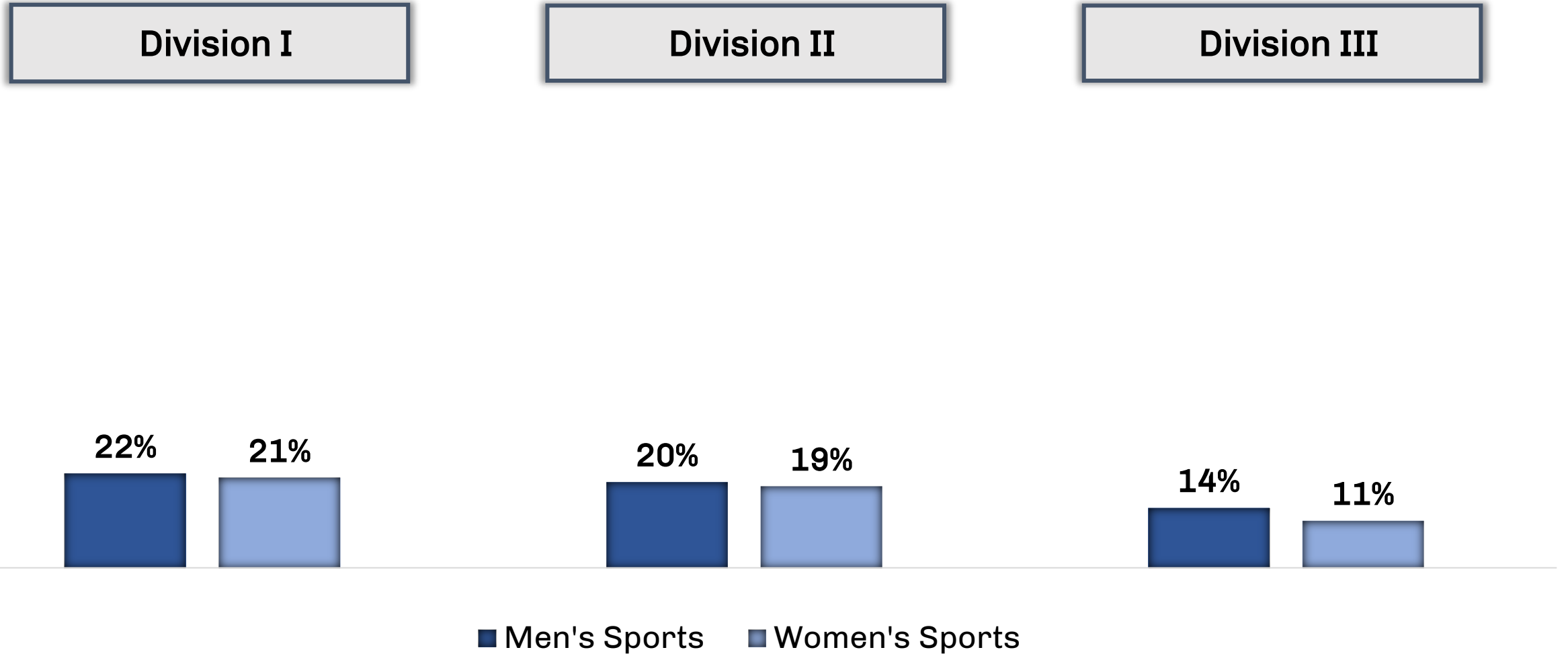
“I wish the coaches or athletics administrators at our school talked more with student-athletes about...”

(Division III)



Note: Only topics endorsed by at least 20% of one sport gender in Division III are shown. Other topics included: living away from home (11% M, 14% W), finding professional opportunities in sport after college (14% M, 11% W), navigating NIL opportunities (15% M, 11% W), conducting ourselves appropriately on campus/in the community (11% M, 10% W), drinking/substance misuse (8% M, 9% W), concussion awareness (4% M, 7% W) and sexual violence prevention (3% M, 7% W). Source: NCAA GOALS Study (2025).

“I wish the coaches or athletics administrators at our school talked more with student-athletes about finding opportunities to compete professionally in my sport after college”



Detailed Study Methodology

- This study on student-athlete career planning is based on data collected in the [2025 NCAA Study of Growth, Opportunities, Aspiration and Learning of Students \(GOALS\)](#) in college. This is the fifth GOALS study conducted by the NCAA since 2006 and examines the college academic, athletic and social experiences of student-athletes.
- Faculty athletics representatives at all active member schools were asked to survey one to three pre-specified teams on campus. Selected teams were determined by a stratified random sampling procedure.
- The study was administered in-person, either on paper or online (taking about 30 minutes to complete).
- Data collection began in December 2024 and concluded in June 2025.
- A total of 20,887 current student-athletes from 493 schools participated in the study; final data was weighted based on 2024-25 NCAA participation rates to ensure the representativeness of findings.
 - ▶ Responses by sport:
 - 12,472 men's sports student-athletes.
 - 8,415 women's sports student-athletes.
 - ▶ Responses by division:
 - 7,308 Division I student-athletes.
 - 6,151 Division II student-athletes.
 - 7,428 Division III student-athletes.





RESEARCH

ncaa.org/research

@ncaaresearch

|

