



# 2025 Division II Membership Survey: Athletics Operations Results

May 2025



RESEARCH



# Methods

- Division II governance collaborated with NCAA Research to gather feedback from Division II presidents and chancellors, athletics directors, athletic trainers, commissioners, conference staff, and other athletics staff about the current state and future of Division II.
- Individuals at all active Division II institutions and those in the membership process (304 institutions) were invited to complete the online survey via a Salesforce email invitation. Those as schools transitioning out of Division II were not invited to complete the survey.
- The survey was designed using Qualtrics survey software and took 30-60 minutes to complete. It opened January 22 and closed February 21. Due to a lower than desired response rate among presidents and chancellors, the survey reopened for that group of individuals and closed March 7, 2025.

# Overall Responses

- N = 2,234
- Individuals from 302 (99%) institutions and conference staff representing 23 (100%) conferences responded.

## Institutional Characteristics

	Division II	Survey Respondents
<b>Public/Private</b>	<b>50 % / 50%</b>	<b>46% / 54%</b>
<b>HBCU/Non-HBCU</b>	<b>10% / 90%</b>	<b>5% / 95%</b>
<b>MFB/No Football</b>	<b>54% / 46%</b>	<b>55% / 45%</b>
<b>Midwest</b>	<b>22%</b>	<b>25%</b>
<b>Northeast</b>	<b>17%</b>	<b>17%</b>
<b>South</b>	<b>45%</b>	<b>44%</b>
<b>West</b>	<b>16%</b>	<b>14%</b>

Midwest: IL, IN, MI, OH, WI, IA, KS, MN, MO, NE, ND, SD

Northeast: CT, ME, MA, NH, RI, VT, DE, DC, MD, NJ, NY, PA

South: AL, AR, FL, GA, KY, LA, MS, NC, SC, TN, VA, WV, AZ, NM, OK, TX

West: CO, ID, MT, UT, WY, AK, CA, HI, NV, OR, WA

## Responses by Key Analysis Groups

Title	N
President/Chancellor	106
Director of Athletics	230
Conference Staff	61
Athletic Trainer*	179
Coach**	1,003
FAR	96
Other Athletics Administrator	480

*\*Athletic Trainer: 152 head, 27 assistant/associate*

*\*\*Coach: 953 head, 44 assistant, (6 indicated being both a head and assistant coach)*

*Note: For more information on respondents and demographics, please see the comprehensive survey results on NCAA Research's Divisional Research [webpage](#).*



RESEARCH

# Athletics Operations

## Key Findings

- While across the key response groups the majority of respondents indicate they are concerned about the current state of college sports, there is less consensus regarding concern for the current status of Division II.
- Athletic training is considered to have insufficient staffing and operating budget across respondent roles.
- The majority of respondents believe weekly student-athlete participation in athletically related activities is just right.
- ADs and presidents and chancellors rated athletic training and mental health/wellness as the areas that would most benefit from additional NCAA grants or funding.

## Athletics Director: To whom do you directly report?

	AD (N=218)
<b>President / Chancellor</b>	<b>76%</b>
<b>Provost / Other VP</b>	<b>10%</b>
<b>Chief Student-Affairs Officer</b>	<b>8%</b>
<b>Other, please specify</b>	<b>4%</b>
<b>Chief Financial Officer</b>	<b>1%</b>
<b>VP / Director of Communications / Univ. Relations</b>	<b>1%</b>
<b>Chief Academic Officer</b>	<b>0%</b>

 Green indicates an increase of 10 percentage points or more from 2018.

*Note: AD responses only. Those who selected 'Other please specify' indicated reporting to a vice president role (vice president of athletics or advancement, executive vice president, etc.) or a head athletic director.*



RESEARCH

## Athletics Director: To whom do you indirectly report or report via a 'dotted line'?

	AD (N=205)
Other, please specify	58%
President / Chancellor	27%
Chief Financial Officer	7%
Provost / Other VP	6%
Chief Student-Affairs Officer	3%
VP / Director of Communications/Univ. Relations	1%
Chief Academic Officer	0%



Orange indicates a decrease of 10 percentage points or more from 2018.

Green indicates an increase of 10 percentage points or more from 2018.

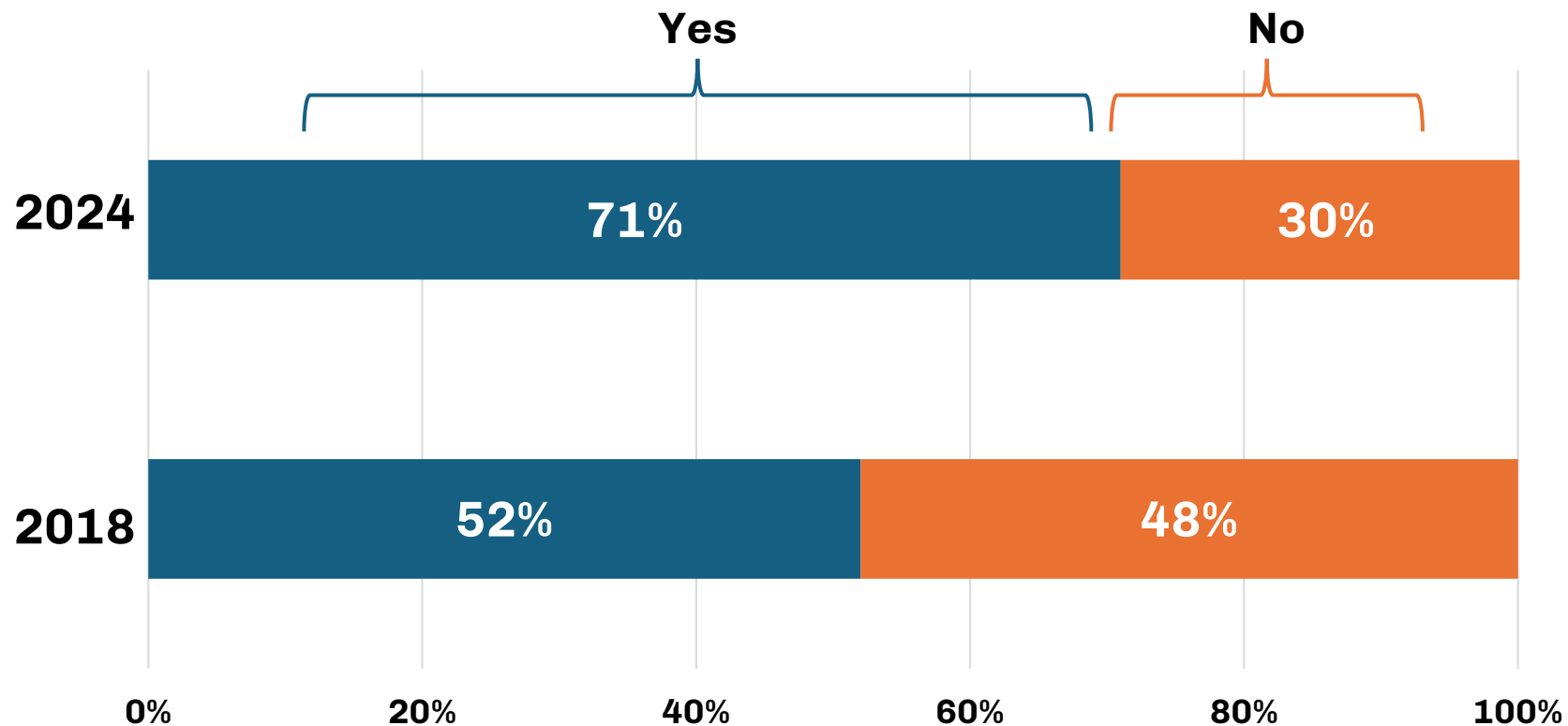
*Note: AD responses only. Those who selected 'Other, please specify' indicated also reporting to a chief executive officer, chief of staff or senior vice president.*



RESEARCH



## Athletics Director: Are you a member of the president/chancellor's senior leadership team (e.g., cabinet)?



Note: AD responses only (N=217)

# Athletics Directors: Athletics Department Staffing

## Staff members by category

	Full-Time		Part-Time		Volunteer	GA/Intern
	Exempt	Non-Exempt	Exempt	Non-Exempt		
<b>Mean</b>	<b>31</b>	<b>3</b>	<b>8</b>	<b>8</b>	<b>8</b>	<b>10</b>
<b>Median</b>	<b>30</b>	<b>2</b>	<b>5</b>	<b>2</b>	<b>5</b>	<b>8</b>

*Note: AD responses only (N=217)*

# Football vs. Non-Football Athletics Department Staffing

Staff members by category

## Football Sponsoring Institutions

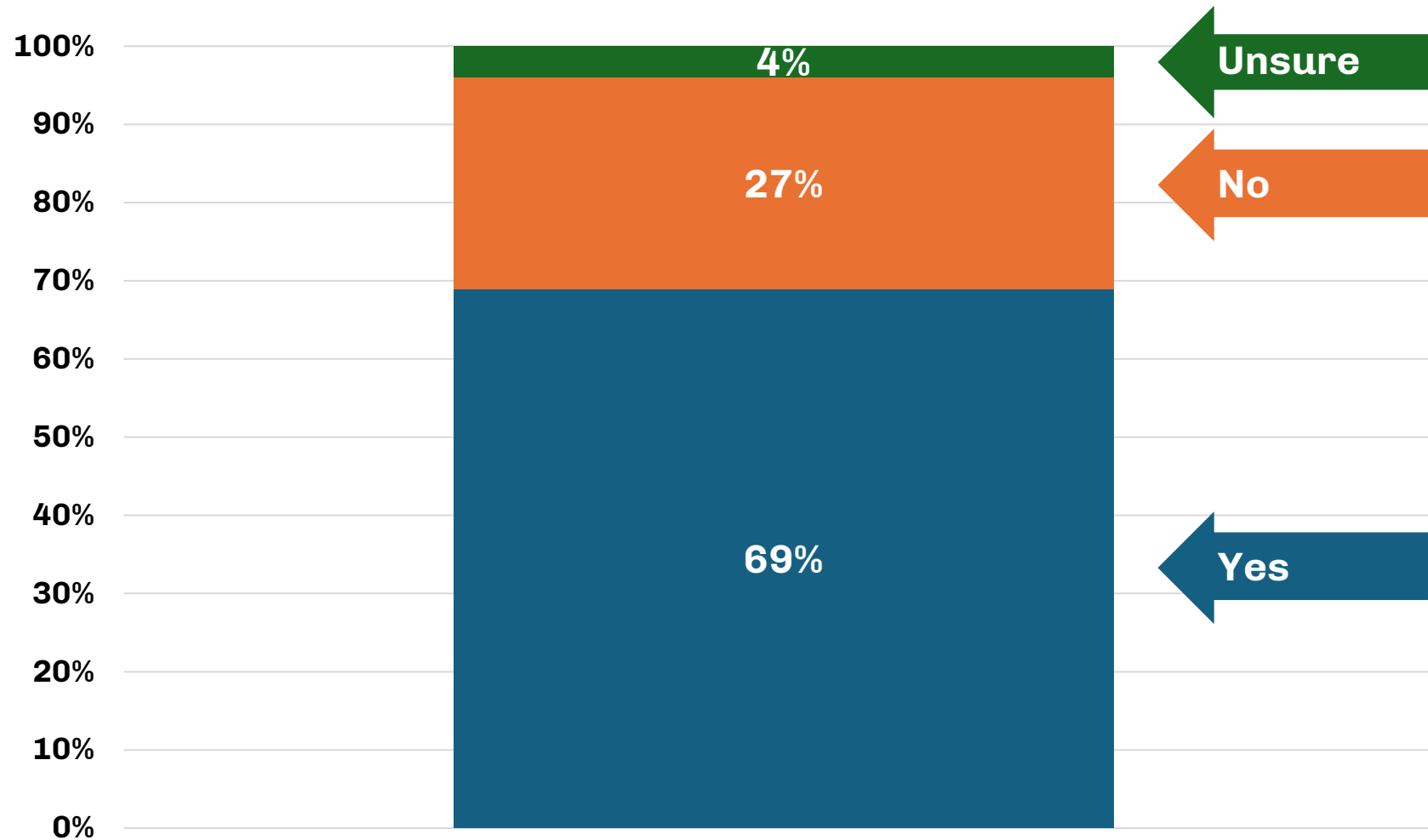
	Full-Time		Part-Time		Volunteer	GA/Intern
	Exempt	Non-Exempt	Exempt	Non-Exempt		
<b>Mean</b>	<b>36</b>	<b>3</b>	<b>8</b>	<b>6</b>	<b>6</b>	<b>11</b>
<b>Median</b>	<b>35</b>	<b>2</b>	<b>7</b>	<b>2</b>	<b>5</b>	<b>10</b>

## Non-Football Sponsoring Institutions

	Full-Time		Part-Time		Volunteer	GA/Intern
	Exempt	Non-Exempt	Exempt	Non-Exempt		
<b>Mean</b>	<b>27</b>	<b>4</b>	<b>8</b>	<b>9</b>	<b>9</b>	<b>8</b>
<b>Median</b>	<b>26</b>	<b>2</b>	<b>4</b>	<b>3</b>	<b>8</b>	<b>5</b>

Note: AD responses only (N=203)

# Athletics Director: Does your institution have a written and documented strategic plan for the athletics program?



Note: AD responses only (N=218).

## Position on Division II

(Percentage responding “Agree” or “Strongly Agree”)

	Pres./ Chanc. (N=106)	AD (N=230)	Ath. Trainer (N=179)	Coach (N=1,003)	FAR (N=96)	Other Ath. Admin. (N=480)	Conf. Staff (N=61)
The current status of college sports concerns me.	86%	92%	68%	77%	79%	79%	88%
The current status of DII concerns me.	55%	51%	48%	55%	43%	54%	47%
DI, DII and DIII are named appropriately.	36%	38%	60%	59%	48%	54%	38%
DII should explore a name change that better reflects its values, philosophy and model of college sports.	43%	32%	8%	13%	25%	18%	24%
DII should explore a name change regardless of whether DI and DIII consider changing their names.	35%	20%	7%	11%	20%	14%	16%

Light green indicates an increase of 10 to 19 percentage points from 2018.

Dark green indicates an increase of 20 percentage points or more from 2018.



**NEW  
QUESTION**

**My school has allocated a sufficient operating budget to allow for the effective operation of the:**

**(Percentage responding “Agree” or “Strongly Agree”)**

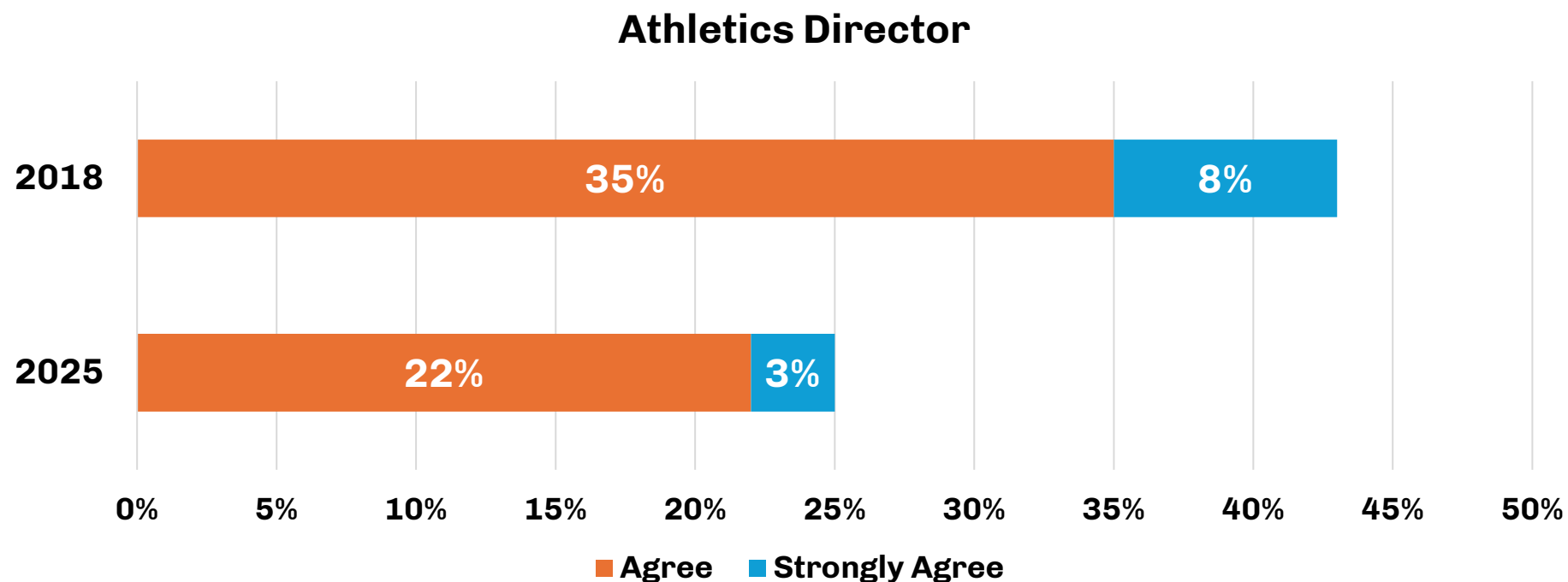
	<b>AD (N=230)</b>	<b>Ath. Trainer (N=179)</b>	<b>Coach (N=1,003)</b>	<b>FAR (N=96)</b>	<b>Other Ath. Admin. (N=480)</b>	<b>Conf. Staff (N=61)</b>
<b>Athletics Compliance</b>	<b>45%</b>	<b>27%</b>	<b>54%</b>	<b>54%</b>	<b>40%</b>	<b>39%</b>
<b>Athletic Training</b>	<b>35%</b>	<b>19%</b>	<b>36%</b>	<b>35%</b>	<b>29%</b>	<b>11%</b>
<b>Athletic Academic Support</b>	<b>29%</b>	<b>22%</b>	<b>37%</b>	<b>34%</b>	<b>27%</b>	<b>23%</b>
<b>Athletic Communications</b>	<b>29%</b>	<b>22%</b>	<b>36%</b>	<b>36%</b>	<b>30%</b>	<b>30%</b>
<b>Overall Athletics Department</b>	<b>25%</b>	<b>24%</b>	<b>29%</b>	<b>40%</b>	<b>27%</b>	<b>33%</b>

*Note: Not asked of presidents/chancellors.*



RESEARCH

# My school has allocated a sufficient operating budget to allow for the effective operation of the overall athletics department:

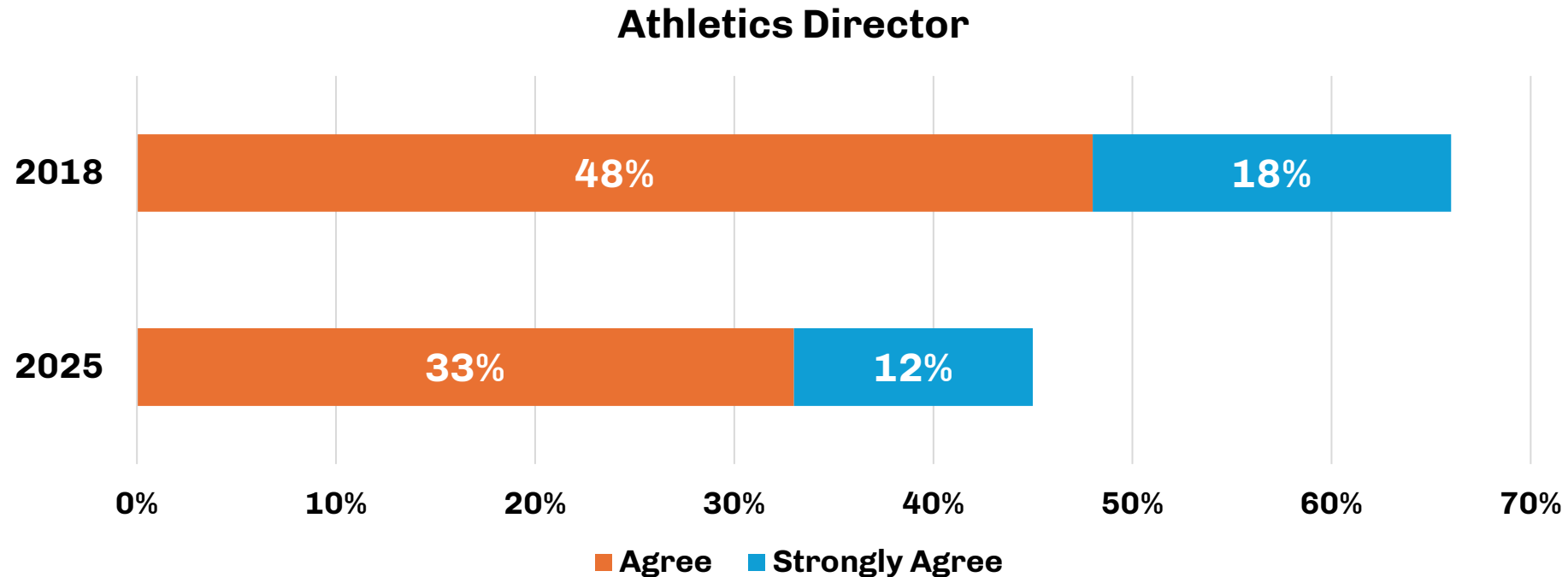


Note: The following bolded words appeared in the 2025 but not the 2018 version of the item: My school has allocated a sufficient **operating** budget to allow for the effective operation of the **overall** athletics department.



RESEARCH

# My school has allocated a sufficient operating budget to allow for the effective operation of athletics compliance:



Note: The following **bolded** word appeared in the 2025 but not the 2018 version of the item: My school has allocated a sufficient ***operating*** budget to allow for the effective operation of athletics compliance.



RESEARCH

**NEW  
QUESTION**

# My school has allocated a sufficient staffing to allow for the effective operation of the:

(Percentage responding “Agree” or “Strongly Agree”)

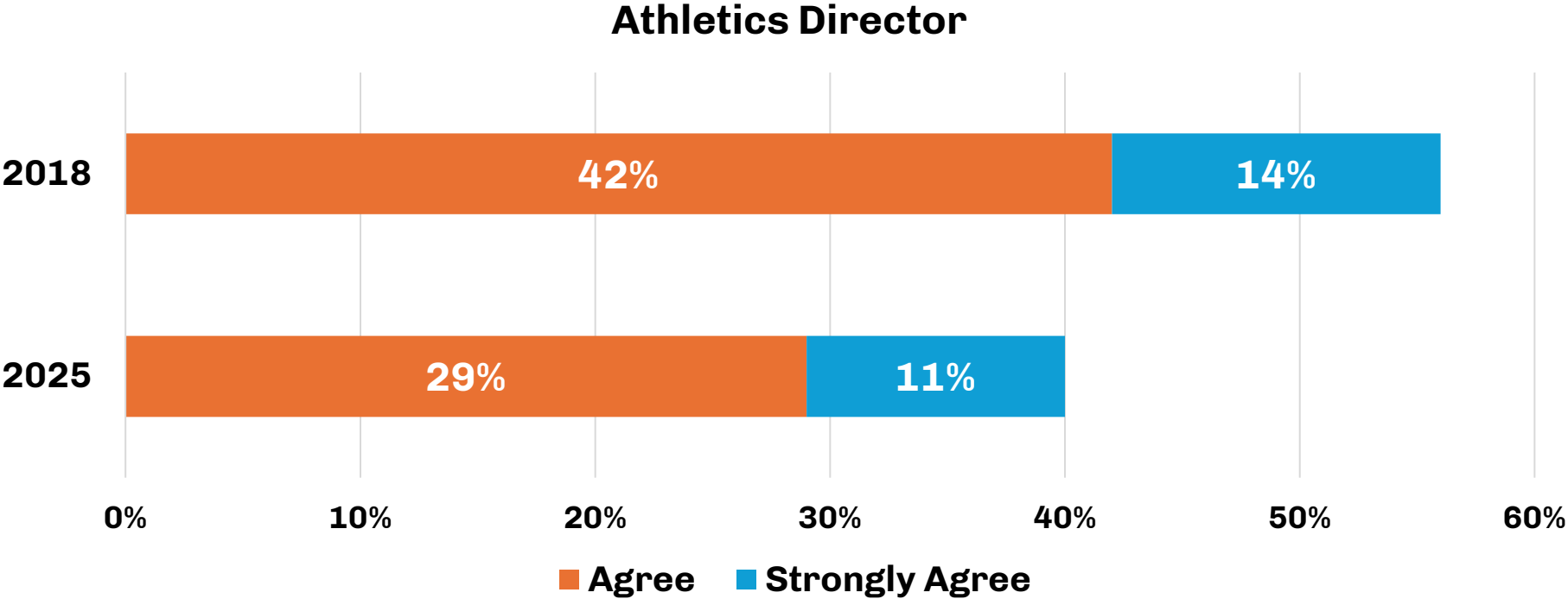
	AD (N=230)	Ath. Trainer (N=179)	Coach (N=1,003)	FAR (N=96)	Other Ath. Admin. (N=480)	Conf. Staff (N=61)
<b>Athletics Compliance</b>	<b>40%</b>	<b>17%</b>	<b>49%</b>	<b>48%</b>	<b>35%</b>	<b>35%</b>
<b>Athletic Training</b>	<b>36%</b>	<b>7%</b>	<b>33%</b>	<b>29%</b>	<b>28%</b>	<b>7%</b>
<b>Athletic Communications</b>	<b>28%</b>	<b>19%</b>	<b>33%</b>	<b>39%</b>	<b>25%</b>	<b>28%</b>
<b>Overall Athletics Department</b>	<b>26%</b>	<b>20%</b>	<b>30%</b>	<b>37%</b>	<b>24%</b>	<b>23%</b>
<b>Athletic Academic Support</b>	<b>25%</b>	<b>14%</b>	<b>32%</b>	<b>26%</b>	<b>23%</b>	<b>16%</b>

*Note: Not asked of presidents/chancellors.*



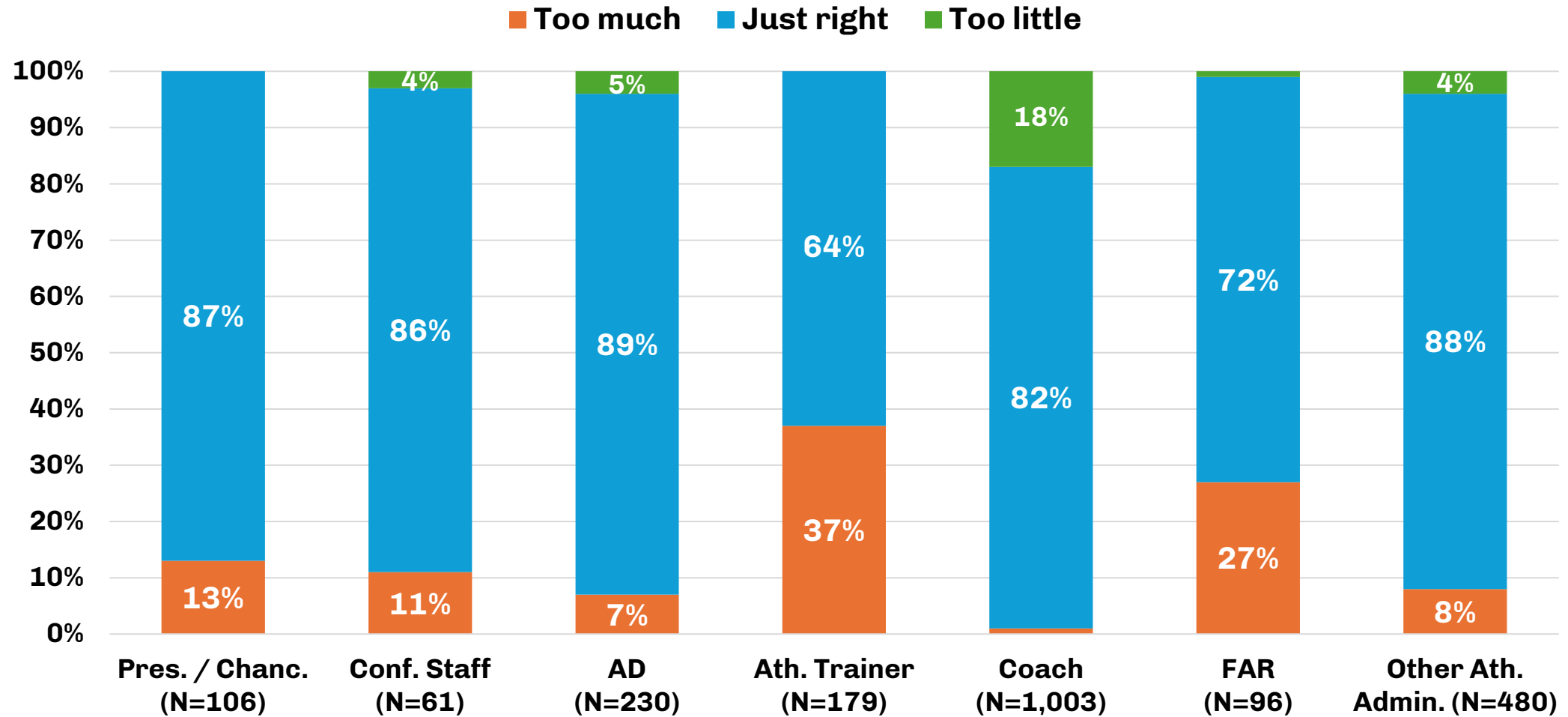
RESEARCH

**My school has allocated a sufficient staffing to allow for the effective operation of athletics compliance:**





## In general, student-athlete participation in athletically related activities (e.g., practice, competition) each week is:



## Athletics Director: How best do your student-athletes learn on campus related to the following areas:

	In-person training/ Speaker	Webinars/ Online Modules	Workshops	Informational Documents/ Brochures/ Written Materials	Train the Trainer
NCAA Rules Education	70%	18%	6%	5%	1%
Mental Health/Wellness	61%	17%	12%	7%	3%
Sports Wagering	53%	21%	6%	19%	1%
Nutrition	52%	11%	13%	19%	4%
Alcohol/Drug Prevention	51%	23%	8%	15%	3%
Social Media Use	43%	18%	19%	17%	3%
Resume/Interview Skills	41%	8%	38%	11%	2%
Financial Literacy	36%	21%	25%	15%	2%

Note: AD responses only (N=209)

## Athletics Director: How best do your administrators and coaches learn on campus related to the following areas:

	In-person training/ Speaker	Webinars/ Online Modules	Workshops	Informational Documents/ Brochures/ Written Materials	Train the Trainer
NCAA Rules Education	66%	23%	8%	2%	1%
Mental Health/Wellness	63%	18%	13%	5%	1%
Sports Wagering	49%	25%	7%	17%	2%
Alcohol/Drug Prevention	48%	27%	11%	12%	2%
Social Media Use	44%	24%	13%	17%	2%
Nutrition	40%	21%	16%	19%	4%
Financial Literacy	30%	28%	18%	22%	2%
Resume/Interview Skills	29%	18%	25%	25%	4%

Note: AD responses only (N=210)

**NEW  
QUESTION**

## Position on Athletics Department

(Percentage responding “Agree” or “Strongly Agree”)

	AD (N=230)	Ath. Trainer (N=179)	Coach (N=1,003)	FAR (N=96)	Other Ath. Admin. (N=480)	Conf. Staff (N=61)
<b>Our department culture encourages SAs to disclose mental wellness concerns without fear of consequences or judgment.</b>	<b>84%</b>	<b>58%</b>	<b>83%</b>	<b>63%</b>	<b>64%</b>	<b>35%</b>
<b>Our coaches and non-clinical staff understand it is not their role to diagnose or resolve issues regarding SA mental wellness.</b>	<b>88%</b>	<b>51%</b>	<b>83%</b>	<b>65%</b>	<b>72%</b>	<b>29%</b>
<b>Our coaches and staff know where to direct SAs to mental health support.</b>	<b>97%</b>	<b>70%</b>	<b>90%</b>	<b>80%</b>	<b>83%</b>	<b>33%</b>
<b>Our campus has adequate resources to effectively manage SA mental wellness.</b>	<b>54%</b>	<b>29%</b>	<b>63%</b>	<b>52%</b>	<b>53%</b>	<b>17%</b>

*Note: Not asked of presidents/chancellors. Responses on a 6-point scale (strongly agree to strongly disagree).*

**NEW  
QUESTION**

**Indicate how beneficial it would be for your school if the NCAA provided grants or funding for the following areas:**  
(Percentage responding “Beneficial” or “Extremely Beneficial”)

	<b>Pres./Chan. (N=106)</b>	<b>AD (N=230)</b>
<b>Athletic Training</b>	<b>92%</b>	<b>84%</b>
<b>Mental Health / Wellness</b>	<b>80%</b>	<b>84%</b>
<b>Life Skills / Professional Development</b>	<b>69%</b>	<b>68%</b>
<b>Financial Literacy</b>	<b>67%</b>	<b>60%</b>
<b>Academic Counseling</b>	<b>66%</b>	<b>65%</b>
<b>Degree Completion</b>	<b>62%</b>	<b>61%</b>

*Note: Presidents/chancellors and AD responses only. Responses on a 6-point scale (extremely beneficial to extremely unbeneficial).*



RESEARCH



**NEW  
QUESTION**

**Indicate how beneficial it would be for your school if the NCAA provided grants or funding for the following areas:**  
(Percentage responding “Beneficial” or “Extremely Beneficial”)

	<b>Pres./Chan. (N=106)</b>	<b>AD (N=230)</b>
<b>Officiating</b>	<b>62%</b>	<b>46%</b>
<b>Alcohol and Drug Prevention</b>	<b>50%</b>	<b>52%</b>
<b>Branding</b>	<b>52%</b>	<b>47%</b>
<b>Career Counseling / Development</b>	<b>57%</b>	<b>57%</b>
<b>NCAA Rules Education</b>	<b>49%</b>	<b>48%</b>
<b>Sports Wagering</b>	<b>46%</b>	<b>47%</b>

*Note: Presidents/chancellors and AD responses only. Responses on a 6-point scale (extremely beneficial to extremely unbeneficial).*



RESEARCH



# RESEARCH

[ncaa.org/research](https://ncaa.org/research)

[@ncaaresearch](https://twitter.com/ncaaresearch)

|

