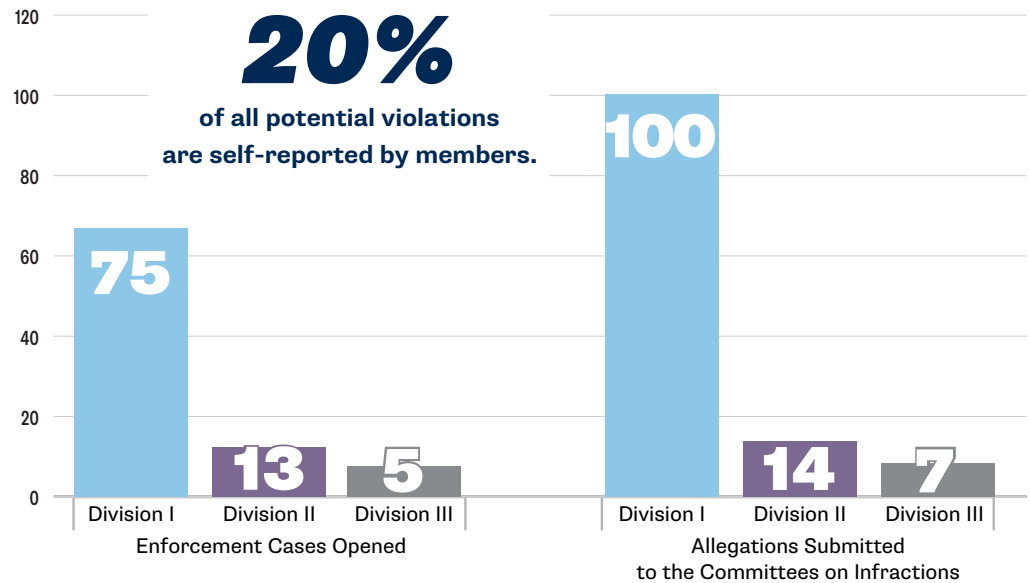


# Inside the Infractions Process

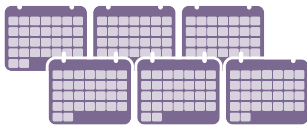
## Level I, II and Major Cases for Calendar Year 2025

**348**

Incoming  
Information  
Leads



### INVESTIGATION TIME ACROSS ALL CASES



**6 months**  
average

Not all investigations result in allegations. If no violations are substantiated, the case is closed. In 2025, **63** cases closed without allegations after approximately **5** months.

For cases that resulted in allegations, it took about **5** months after the investigation for enforcement and parties to agree to a resolution method and submit the case to the Committees on Infractions.

### CASE RESOLUTIONS

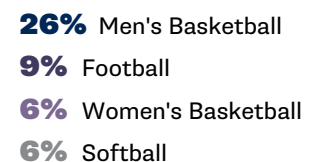
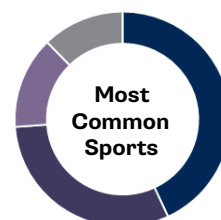
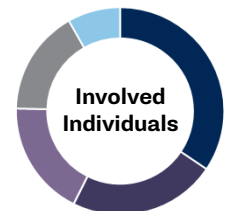
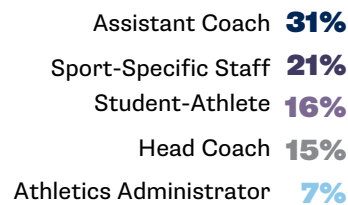
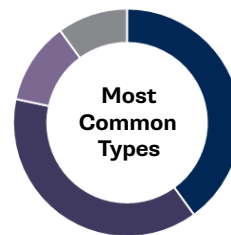
In 2025, enforcement and parties resolved allegations through various resolution methods.



[Click here](#) to view the Division I Infractions Public Dashboard which provides procedural timeline information.

### VIOLATIONS

Level I, II and Major violation findings and decisions are available in LSDBi.



These numbers represent the sport programs most frequently involved. The enforcement staff handles violations for all sports.



# Inside the Infractions Process

## Level III/Secondary Violations



### PENALTIES FOR LEVEL III/SECONDARY VIOLATIONS EACH YEAR

A Level III/Secondary violation is isolated or limited in nature, can be inadvertent in nature, and only provides a minimal recruiting, competitive or other advantage.

**95%** of all Level III/Secondary cases result in penalties.

Specific cases are not made public by the NCAA, but members can find a summary of most violations in Requests/Self-Reports Online (RSRO).

### RECRUITING PENALTIES

**99%** of all Level III/Secondary cases involving recruiting result in penalties.

#### Types of penalties include:

- Reducing the number of contacts with a certain prospect.
- Reducing the number of evaluations with a certain prospect.
- Prohibiting contact (in-person, telephone, written, etc.) with a specific prospect or all prospects for a period of time.
- Reducing the recruiting-person days, evaluation days, contact period or evaluation period.
- Limiting the number of coaches who can recruit off campus.
- Suspension of head and/or involved coach for one or more games.



### FINANCIAL PENALTIES

A financial penalty is standard for Level III/Secondary violations involving student-athletes competing while ineligible or before eligibility certification.

**\$267,500**

Division I  
fines go to the  
**Student Assistance Fund.**

**\$106,500**

Division II  
fines are donated to the  
**Make-A-Wish Foundation.**

**\$40,500**

Division III  
fines are donated to the  
**Special Olympics.**

Calendar Year 2025



ENFORCEMENT





### ***Level III/Secondary Violations continued***

## **Total Coaching Suspensions**

**Calendar Year 2025**

**95**

Head, Assistant Coach  
and Sport-Specific Staff  
Suspensions

**56**

Head Coach  
Suspensions

### **Types of violations include:\***

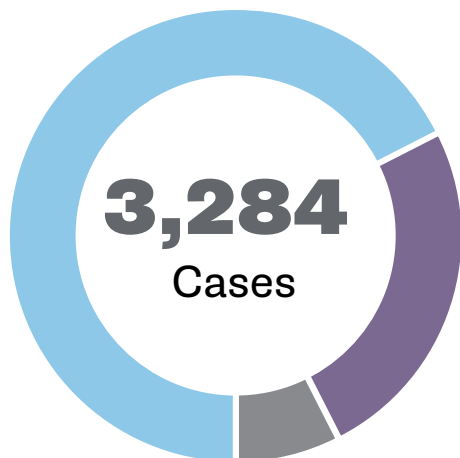
- Impermissible off-campus contacts with prospects (e.g., “bumps”).
- Allowing ineligible student-athletes to compete.
- Allowing student-athletes who have not been certified by the Eligibility Center to compete.
- Providing impermissible extra benefits.
- Impermissible communication with potential transfer student-athletes.
- Early scholarship offers.
- Game-day simulations.
- Exceeding the allowable number of contacts with a prospect.
- Off-campus contact with a prospect during a recruiting dead period.
- Personalized recruiting aids.
- Collective phone call and text violations.

\*Depending on the facts of the case, these violations can be processed as Level I, Level II or major violations.



## Level III/Secondary Violations continued

### CASES PROCESSED BY DIVISION FOR CALENDAR YEAR 2025



**2,233**

Division I

**810**

Division II

**241**

Division III



### FIVE MOST COMMON TYPES OF VIOLATIONS

**39%**

Recruiting  
(Bylaw 13)

**17%**

Academic  
(Bylaw 14)

**15%**

Playing and practice  
seasons (Bylaw 17)

**10%**

Eligibility  
(Bylaw 12)

**7%**

Awards, benefits and  
expenses for enrolled  
student-athletes (Bylaw 16)

### SPORTS WITH THE MOST VIOLATIONS

All Other Sports **58%**

Football **12%**

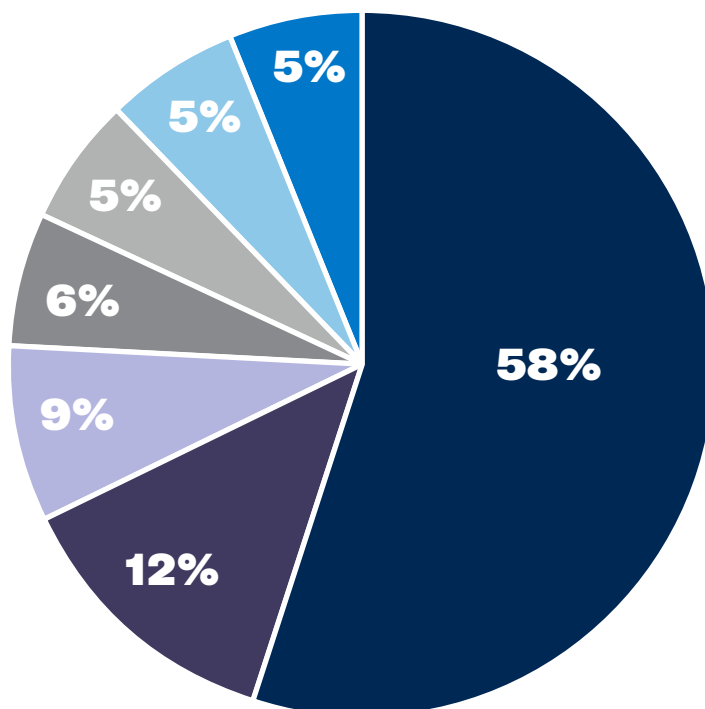
Men's Basketball **9%**

Women's Basketball **6%**

Baseball **5%**

Women's Soccer **5%**

Women's Volleyball **5%**



These numbers represent the sports most frequently involved.  
The enforcement staff handles violations for all sports.

