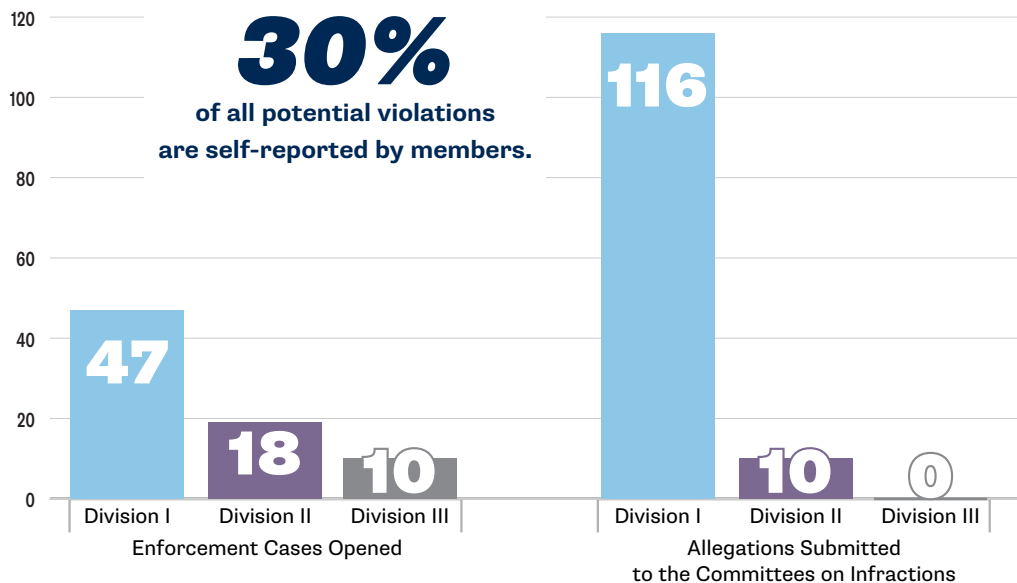


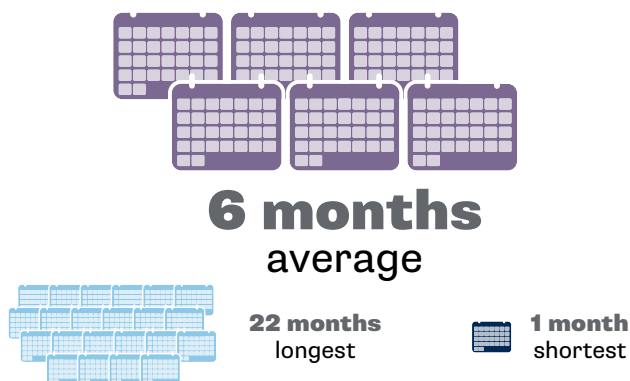
Inside the Infractions Process

Level I, II and Major Cases for Calendar Year 2024

670
Incoming
Information
Leads



INVESTIGATION TIME ACROSS ALL CASES



Not all investigations result in allegations. If no violations are substantiated, the case is closed. In 2024, 47 cases closed without allegations after approximately 3 months.

CASE RESOLUTIONS


Following the investigation, enforcement and parties resolved cases resulting in allegations through various methods.



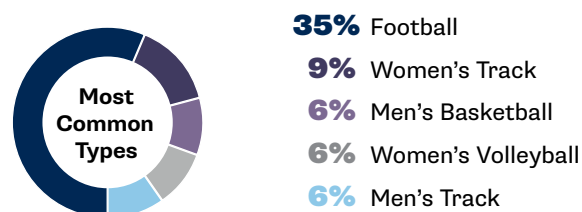
[Click here](#) to view the Division I Infractions Public Dashboard which provides procedural timeline information.

VIOLATIONS

Level I, II and Major violation findings and decisions are available in LSDBi.



Head Coach **52%**
Assistant Coach **38%**
Noncoaching Staff **9%**



These numbers represent the sport programs most frequently involved. The enforcement staff handles violations for all sports.



Inside the Infractions Process

Level III/Secondary Violations



PENALTIES FOR LEVEL III/SECONDARY VIOLATIONS EACH YEAR

A Level III/Secondary violation is isolated or limited in nature, can be inadvertent in nature, and only provides a minimal recruiting, competitive or other advantage.

95% of all Level III/Secondary cases result in penalties.

Specific cases are not made public by the NCAA, but members can find a summary of most violations in Requests/Self-Reports Online (RSRO).

RECRUITING PENALTIES

99% of all Level III/Secondary cases involving recruiting result in penalties.

Types of penalties include:

- Reducing the number of contacts with a certain prospect.
- Reducing the number of evaluations with a certain prospect.
- Prohibiting contact (in-person, telephone, written, etc.) with a specific prospect or all prospects for a period of time.
- Reducing the recruiting-person days, evaluation days, contact period or evaluation period.
- Limiting the number of coaches who can recruit off campus.
- Suspension of head and/or involved coach for one or more games.



FINANCIAL PENALTIES

A financial penalty is standard for Level III/Secondary violations involving student-athletes competing while ineligible or before eligibility certification.

\$261,000

Division I
fines go to the
Student Assistance Fund.

\$99,000

Division II
fines are donated to the
Make-A-Wish Foundation.

\$26,000

Division III
fines are donated to the
Special Olympics.

Calendar Year 2024



ENFORCEMENT



Level III/Secondary Violations continued

Total Coaching Suspensions

Aug. 1, 2013 - Dec. 31, 2024		Calendar Year 2024	
1,416	804	100	55
Head and Assistant Coach Suspensions	Head Coach Suspensions	Head and Assistant Coach Suspensions	Head Coach Suspensions

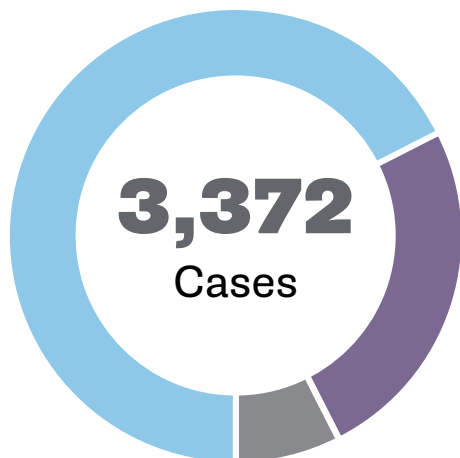
Types of violations include:*

- Impermissible off-campus contacts with prospects (e.g., “bumps”).
 - Allowing ineligible student-athletes to compete.
 - Allowing student-athletes who have not been certified by the Eligibility Center to compete.
 - Providing impermissible extra benefits.
 - Impermissible communication with potential transfer student-athletes.
- Early scholarship offers.
 - Game-day simulations.
 - Exceeding the allowable number of contacts with a prospect.
 - Off-campus contact with a prospect during a recruiting dead period.
 - Personalized recruiting aids.
 - Collective phone call and text violations.

*Depending on the facts of the case, these violations can be processed as Level I, Level II or major violations.

Level III/Secondary Violations continued

CASES PROCESSED BY DIVISION FOR CALENDAR YEAR 2024



2,285

Division I

843

Division II

244

Division III



FIVE MOST COMMON TYPES OF VIOLATIONS

39%

Recruiting
(Bylaw 13)

15%

Playing and practice
seasons (Bylaw 17)

13%

Academic and general
eligibility requirements
(Bylaw 14)

9%

Amateurism and
eligibility (Bylaw 12)

9%

Awards, benefits and
expenses for enrolled
student-athletes (Bylaw 16)

SPORTS WITH THE MOST VIOLATIONS

All Other Sports **55%**

Football **13%**

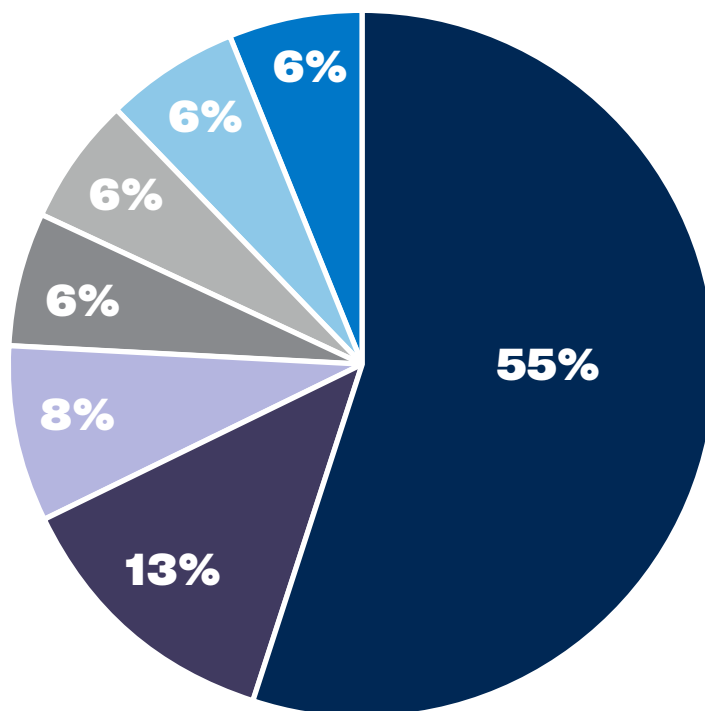
Men's Basketball **8%**

Women's Basketball **6%**

Women's Volleyball **6%**

Women's Soccer **6%**

Baseball **6%**



These numbers represent the sports most frequently involved.
The enforcement staff handles violations for all sports.

