

# **NCAA Division I Presidential Forum Review of Sustainability**

# Governance

# Division I Governance

---

- 1997 – Federated structure.
- 2014 – Current Division I governance structure.

# Goals of New Governance Structure

---

- Presidential leadership: Strategic (NCAA Division I Board of Directors and Presidential Forum).
- Athletics director engagement: Legislative/Operational (NCAA Division I Council and standing committees).
- Student-athlete voice: Increase essential engagement.
- Autonomy and Council governance processes: Legislative focus and “opt-in” flexibility.
- Responsiveness: Timely decision-making.

# Financial Sustainability

# Financial Sustainability Questions

---

**Determine steps that can be taken to ensure the rate of spending in athletics is appropriate within the construct of the collegiate model and aligns with the rate of spending for higher education in general.**

**Question 1:** What can be done to ensure spending in athletics aligns more closely with overall institutional spending?

**Question 2:** What has been learned in the last six months that could benefit the collegiate model moving forward?

**Question 3:** Is it time for further review of the model given the current financial circumstances? If so, what are the primary concerns about the way revenues are currently distributed?

# Median (and Range) 2019 Revenues and Expenses for Division I Schools by Subdivision

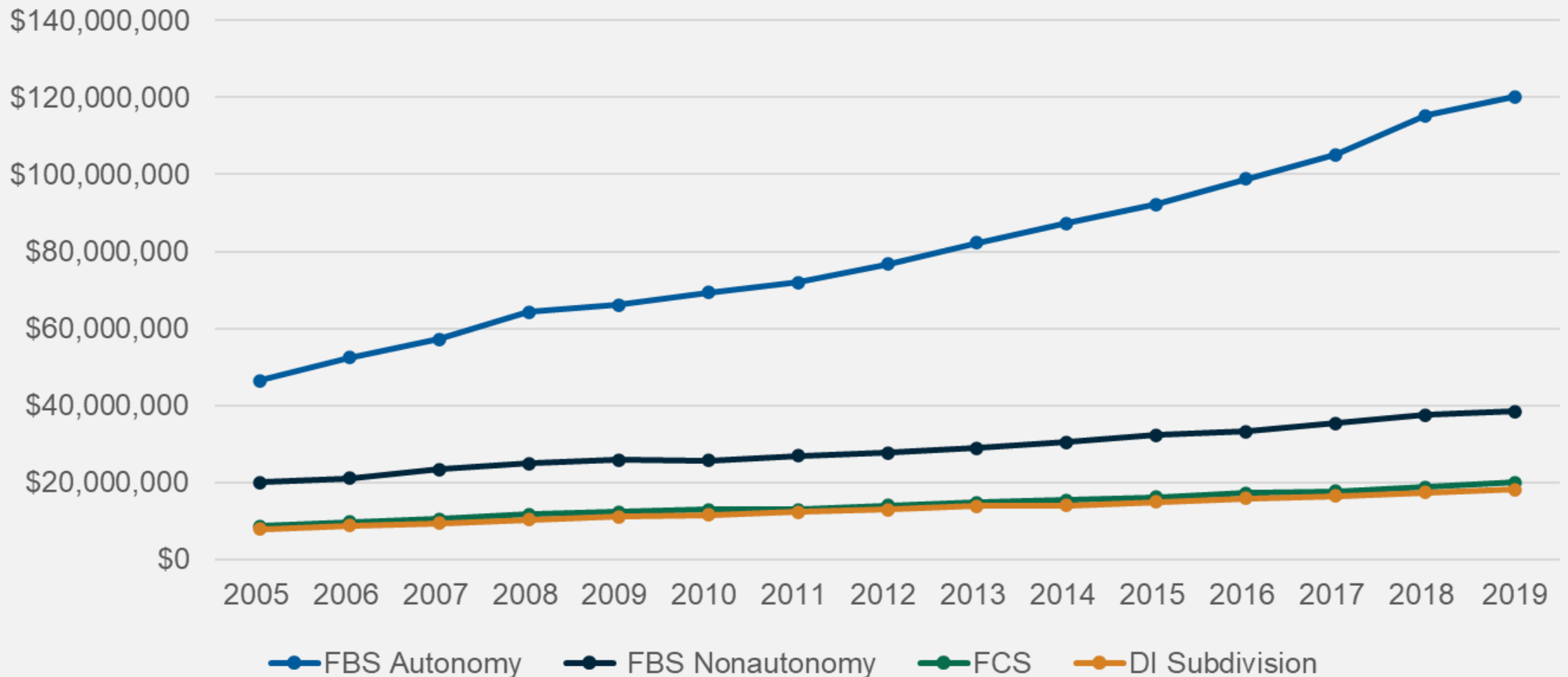
	FBS	FCS	Division I Subdivision
Generated Revenues	\$61,994,000 (\$5.7 million to \$223.9 million)	\$4,741,000 (\$1.4 million to \$40.1 million)	\$3,566,000 (\$875,180 to \$24.7 million)
Total Revenues	\$80,900,000 (\$15.6 million to \$223.9 million)	\$19,924,000 (\$3.9 million to \$79.9 million)	\$18,299,000 (\$3.2 million to \$50.9 million)
Total Expenses	\$80,814,000 (\$16.9 million to \$220.6 million)	\$20,096,000 (\$4.1 million to \$64.5 million)	\$18,211,000 (\$4.6 million to \$50.9 million)
Net Generated Revenue	<b>\$18,790,000</b> (\$65.3 million to \$43.7 million)	<b>\$14,316,000</b> (\$42.1 million to \$2.2 million)	<b>(\$14,397,000)</b> (\$42.5 million to \$3.6 million)

# Median (and Range) 2019 Revenues and Expenses for Division I FBS Schools

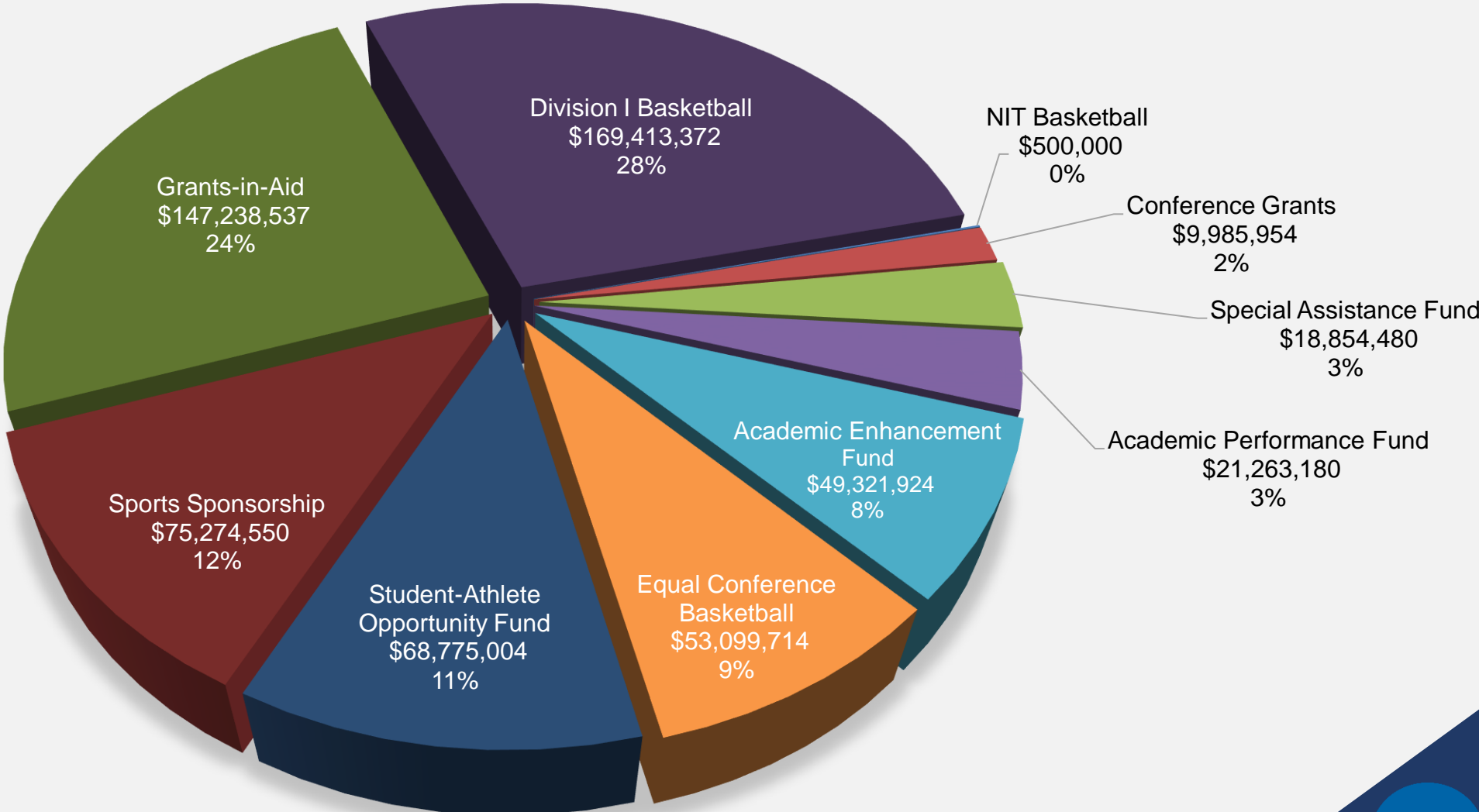
	Autonomy	Nonautonomy
Generated Revenues	\$109,812,000 (\$58.1 million to \$223.9 million)	\$14,226,000 (\$5.7 million to \$62.0 million)
Total Revenues	\$121,553,000 (\$71.7 million to \$223.9 million)	\$38,245,000 (\$15.6 million to \$91.5 million)
Total Expenses	\$120,169,000 (\$76.3 million to \$220.6 million)	\$38,552,000 (\$16.9 million to \$91.5 million)
Net Generated Revenue	<b>\$6,967,000</b> (\$45.2 million to \$43.7 million)	<b>\$22,960,000</b> (\$65.3 million to \$6.0 million)



# Division I Median Total Expenses by Subdivision and Year (2005-2019)

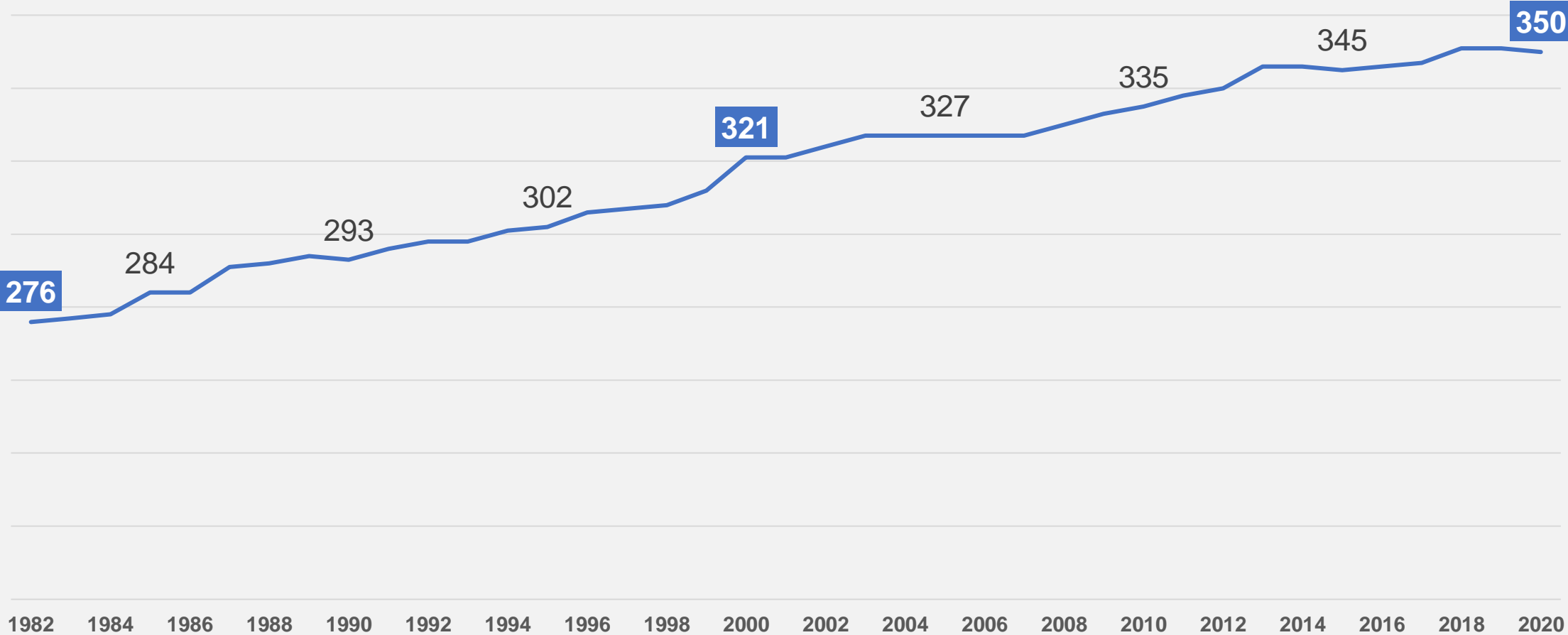


# 2020-21 Revenue Distribution \$613.7 Million



# Membership Requirements

# Active Division I Member Institutions (1982-2020)



# Minimum Membership Requirements

---

- Constitutional requirements:
  - NCAA Constitution 2 - Principles (e.g., rules compliance, health and safety, diversity and gender equity).
  - Constitution 3 - Association-wide membership requirements (e.g., concussion management protocol, independent medical care structure, presidential attestation of compliance).
  - NCAA Bylaw 20 - Division I specific requirements.
    - Minimum financial aid to student-athletes.
    - Sport sponsorship.
    - Minimum contests, participants and scheduling requirements.
    - Three-season requirement.

# Foundational Membership Questions

---

**Question No. 1:** What does it mean to be a member of Division I?

**Question No. 2:** What are the pressure points related to Division I membership?

**Question No. 3:** How does the diversity of the Division I membership impact the current structure?

# Diversity of Division I Membership

---

- Student Enrollment.
- Public/Private.
- Campus Location/Community.
- Institutional Characteristics (e.g., religious affiliation, open admissions etc.).
- Carnegie Classifications.