



***Division I Wrestling  
Championship Webinar***

# THE SPOTLIGHT AWAITS



## ***AGENDA***

- Selection Process Updates
- Travel Policy
- Team Registration Portal
- Event Direct Registration
- Schedule
- On-site Operations



# ***SELECTIONS***

- [2024-25 Qualifier Allocation Criteria](#)
- [Selection Process](#)
- Participation at conference tournaments.
  - Automatic Qualifier (AQ) to weight class champions.
  - Pre-allocation spots.
  - Replacement would have met pre-allocation criteria.
- At-large consideration.
  - Must participate in **TWO** matches for at-large consideration.
  - Must meet or exceed any **TWO** of the selection criteria.





## ***AT-LARGE STANDARDS***

- .700 Win% (versus DI opponents at respective weight class)
- Top 33 RPI
- Top 33 Coaches Ranking
- .700 Win% against all competition
- One win against a wrestler receiving automatic qualification via an earned position (pre-allocated).
- Conference placement within one place of the number of pre-allocated positions awarded to the respective conference in that weight class.



## ***TRAVEL POLICY***

- All air travel **MUST** be booked through **Short's Travel** to be eligible for reimbursement from the NCAA.
- **866-655-9215** is the number for Short's Travel.
- [Travel Policies](#)
- Should plan to arrive on Tuesday.

## ***TEAM REGISTRATION PORTAL***

- Hotel room allocation formula
- Hotel property assignments
- Hotel payment and reimbursement policy
- Credential policy



# TEAM REGISTRATION PORTAL



## Division I Wrestling

### Championship Information

- [2024-25 Coach and Administrator Meeting Slides](#)
- [2024-25 NCAA Division I Wrestling Coaches Ranking Roster](#)
- [2024-25 Season Information Memo](#)
- [2024-25 Qualifier Allocation Criteria](#)
- [2024-25 Team Registration Link](#)
- [2024-25 Championship Webinar](#)
- [2024-25 Championship Timeline](#)

### Manuals

- [2024-25 Prechampionships Manual](#)
- [2024-25 Host Operations Manual](#)
- [2023-24 Participant Manual](#)

### Links and Resources

- [NCAA Wrestling Registered Officials](#)
- [Skin evaluation and participation status form](#)
- [Division I Men's Wrestling Selection Process](#)
- [Center Mat](#)
- [National Wrestling Coaches Association](#)
- [Wrestling Rules of the Game](#)

### Committee Information and Reports

### 2024-25 Championships

March 20-22, 2025  
Wells Fargo Center | Philadelphia, PA  
[Fan Site on NCAA.com](#)



# HOTEL PROPERTY ASSIGNMENTS

Rooms will be allocated according to the number of student-athletes who have qualified from each institution.

The following formula will be used for the team hotel:

# of Qualifiers	# of Hotel Rooms
1	3 (4 rooms total, including one <b>king</b> administrator room)
2-3	4 (5 rooms total, including one <b>king</b> administrator room)
4-5	5 (6 rooms total, including one <b>king</b> administrator room)
6-7	6 (7 rooms total, including one <b>king</b> administrator room)
8-9	7 (8 rooms total, including one <b>king</b> administrator room)
10	8 (9 rooms total, including one <b>king</b> administrator room)

If you need a room for the administrator, please enter the name on planning point as well as email the information to Jackie Kawamoto [jjkawamoto@ncaa.org](mailto:jjkawamoto@ncaa.org). The blocks at the hotel do not allow for early/late check-in/out dates. Any asks for check-in prior to the hotel block, please reach out to the hotel contact provided once you receive the rooming list template and instructions from the NCAA.

It is mandatory for participating institutions to stay at the contracted team hotel. The rates may vary depending on the property assigned. Negotiated rates are \$189/night plus applicable taxes. **Hotel assignments will be determined by the NCAA and the NCAA reserves the right to adjust the hotel property as needed.**

<b>Wyndham Philadelphia</b> <b>Historic District</b> <b>Teams Hotel</b> 400 Arch Street Philadelphia, PA 19106	<b>Sheraton Philadelphia</b> <b>Downtown</b> <b>Teams Hotel</b> 201 N. 17th Street Philadelphia, PA 19103	<b>Element Philadelphia</b> <b>Downtown</b> <b>Media Hotel</b> 1441 Chestnut Street Philadelphia, PA 19102	<b>Sonesta Philadelphia</b> <b>Rittenhouse Square</b> <b>Headquarter Hotel</b> 1800 Market St. Philadelphia, PA 19103
--	---	--	---

Each institution will be awarded four (4) coaches credentials, if requested, regardless of the number of competing student-athletes. Each coach must be a recognized member of the coaching staff authorized by the institution.





### **ADMINISTRATOR CREDENTIALS**

One complimentary administrator credential will be provided to each institution that has a qualifier. This credential must be for your director of athletics or person who has oversight for the wrestling program at your institution.

1. The administrator credential will allow access to the facility and the back-of-house areas only, but not the competition mats. This credential will be provided only to the appropriate person listed in the registration portal. The administrator credential provides seating opportunities within the participant seating sections.
2. In lieu of requesting a credential, a ticket may be purchased through your institution's block, but will not be permitted on the event level.
3. Administrator credentials may be obtained at the team administration registration at T-Mobile Center. Administrators will need to show a business card and photo identification to prove identity.

### **SUPPORT STAFF CREDENTIALS**

Regardless of the number of qualifiers, each institution will have the opportunity to receive up to one (1) additional support staff credential. Each institution must verify the members of its coaching and support staff. Support staff credentials will **NOT** have access to competition mats.

### **ATHLETIC TRAINER/PHYSICIAN CREDENTIALS**


Up to two (2) credentials are available for your institution's authorized athletic trainer and/or physician accompanying the team. Please provide their names via the registration portal.

- The Team Medical credentials can **ONLY** be used by eligible, and legitimate medical personnel.
- These credentials will be provided only to the appropriate personnel at registration at the T-Mobile Center
- Any sports information contacts from your institution traveling with your team should obtain the necessary media credential through the NCAA media coordinator.
- Violators are subject to misconduct provisions as well as revocation of the credential.

***The fee for replacement of credentials is \$200.***



## NCAA Event Direct – NEW - First-time installation & registration instructions

1. Navigate to <https://web3.ncaa.org/eventdirect/pwa/index.html> on your mobile device. Do **NOT** utilize this link on a laptop; mobile devices only.
  - a. iOS – In Safari, tap the share icon  in the center at the bottom of your screen. Tap “Add to Home Screen” and click “Add” to confirm. Event Direct will now appear on your phone’s home screen.
  - b. Android – In Chrome, an onscreen prompt will appear with a prompt to add the app to the home screen. If this prompt does not appear, tap the “3 dots” icon to the top right and select “Add to Home Screen.” Event Direct will now appear on your phone’s home screen.

### I don’t have or I’m not sure if I have an NCAA/MyApps account

2. On the Event Direct home page, navigate to the dropdown menu via icon in the top left. Choose *Select an Event*.
3. Select the desired event from the list. You will be moved to that event’s home page.
4. Scroll to the bottom and select *Register for This Event*. You will be moved to the registration page for the event.
5. Upon entering your email address, if the app identifies you have an existing NCAA My Apps account, a screen will appear with the option to reset your password. Skip ahead to step #18.
6. Otherwise, proceed with entering all the requested information and then select *Register*.
7. A notice will appear indicating a validation email has been sent to the email address provided.
8. Locate the email *NCAA Event Direct System Account Request*. Click the link in the email. A new page will appear.
9. Create and confirm a password and select *Submit*.
10. Return to the Event Direct app. On the Home page, navigate to the left column dropdown menu. Choose *Login*.
11. Enter the email address/password that comprise your newly created NCAA My Apps account. You are now logged into Event Direct and will return to the home page of your registered event. Skip ahead to step #23.

### I have an NCAA/MyApps account and I know my password

12. On the Event Direct home page, navigate to the dropdown menu via icon in the top left. Choose *Login*.
13. Enter the email address and password of your existing NCAA My Apps account. You are now logged into the Event Direct app and will be returned to the app home page.
14. Navigate again to the left column dropdown menu and choose *Select an Event*. Select the desired event from the list. You will be moved to that event’s home page.
15. Scroll to the bottom and select *Register for This Event*. You will be moved to the registration page for the event.
16. Your email address, first/last name, institution/organization will pre-populate. Enter your desired role(s) from the dropdown list of options as well as your mobile phone number. Select *Register*. Skip ahead to step #23.


### I have an NCAA/MyApps account and I don’t know my password

17. On the Event Direct Home page, navigate to the dropdown menu via the icon in the top left. Choose *Login*.
18. On the login screen, choose the *Forgot Password* option and proceed through that process. Upon resetting your password, navigate again to the left column dropdown menu of the Event Direct app and choose *Login*.



## NCAA Event Direct - RETURNING - installation & registration instructions

### I utilized NCAA Event Direct during the 2022-23 Championship Season

1. Navigate to the NCAA Event Direct app on your phone; this will be the same mobile app you utilized during the 2022-23 championship season. Move ahead to step #5 or step #10 as appropriate.
2. If you deleted the app, navigate to <https://web3.ncaa.org/eventdirect/pwa/index.html> on your mobile device. Do **NOT** utilize this link on a laptop; mobile devices only.
  - a. iOS – In Safari, tap the share icon  in the center at the bottom of your screen. Tap “Add to Home Screen” and click “Add” to confirm. Event Direct will now appear on your phone’s home screen.
  - b. Android – In Chrome, an onscreen prompt will appear with a prompt to add the app to the home screen. If this prompt does not appear, tap the “3 dots” icon to the top right and select “Add to Home Screen.” Event Direct will now appear on your phone’s home screen.
3. Move ahead to step #4 or step #9 as appropriate.

### I have an NCAA/MyApps account and I know my password

4. On the Event Direct Home page, navigate to the dropdown menu via the icon in the top left. Choose *Login*.
5. Enter the email address and password of your existing NCAA My Apps account. You are now logged into the Event Direct app and will be returned to the app home page.
6. Navigate again to the left column dropdown menu and choose *Select an Event*. Select the desired event from the list. You will be moved to that event’s home page.
7. Scroll to the bottom and select *Register for This Event*. You will be moved to the registration page for the event.
8. Your email address, first/last name, institution/organization will pre-populate. Enter your desired role(s) from the dropdown list of options as well as your mobile phone number (which is **required** to receive text message notifications). Select *Register*. Skip ahead to step #15.

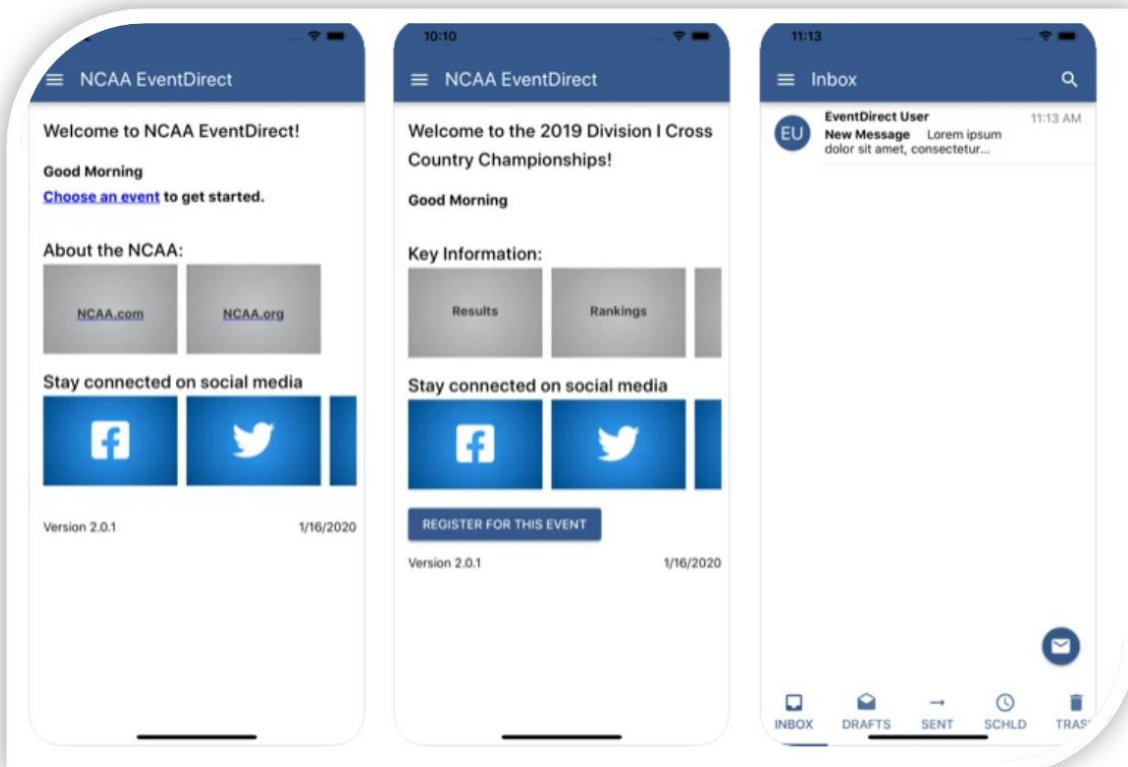
### I have an NCAA/MyApps account and I don’t know my password

9. On the Event Direct Home page, navigate to the dropdown menu via the icon in the top left. Choose *Login*.
10. On the login screen, choose the *Forgot Password* option and proceed through that process. Upon resetting your password, navigate again to the left column dropdown menu of the Event Direct app and choose *Login*.
11. Enter the email address and password that comprise your NCAA My Apps account. You are now logged into the Event Direct app and will be returned to the app home page.
12. Navigate again to the left column dropdown menu and choose *Select an Event*. Select the desired event from the list. You will be moved to that event’s home page.
13. Scroll to the bottom and select *Register for This Event*. You will be moved to the registration page for the event.
14. Your email address, first/last name, institution/organization will pre-populate. Enter your desired role(s) from the dropdown list of options as well as your mobile phone number (which is **required** to receive text message notifications). Select *Register*.
15. A notice will appear on the bottom of the page indicating you have registered for the event and are awaiting confirmation by an NCAA championships operations administrator. Once confirmed, this message will disappear and you will have access to additional features for your selected event.



# ***EVENT DIRECT***

NCAA EventDirect application can be found in both the Apple App and Google Play store.  
NCAA EventDirect Website's QR Code to register online.



QR Code to  
NCAA  
EventDirect  
Website





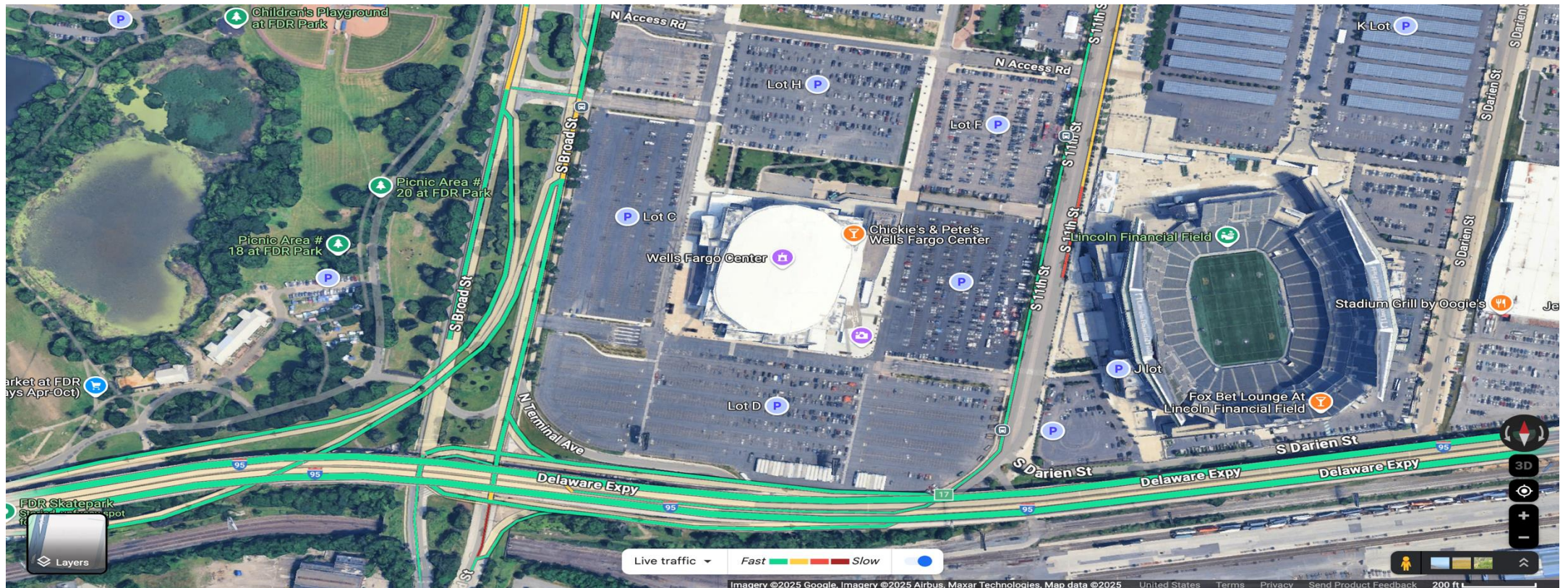
# ***PRE-CHAMPIONSHIPS SCHEDULE***

Date	Event	Time (ET)	Location
3/18/25	Team Registration	Noon – 9 p.m.	East Hall - Wells Fargo Center
3/18/25	Practice Mats Open	3 p.m. – 9 p.m.	Wells Fargo Center
3/19/25	Team Registration	9 a.m. – 5 p.m.	East Hall – Wells Fargo Center
3/19/25	Assigned Team Practices	9 a.m. – 5:30 p.m.	Wells Fargo Center
3/19/25	Selected Student-Athletes Press Conference	1 p.m. – 1:30 p.m.	Lower press area
3/19/25	Selected Coaches Press Conference	1:30 p.m. – 2 p.m.	Lower press area
3/19/25	Medical Skin Checks	3 p.m.	Athletic training area
3/19/25	Coaches/Administrative Meeting	6 p.m.	Virtual

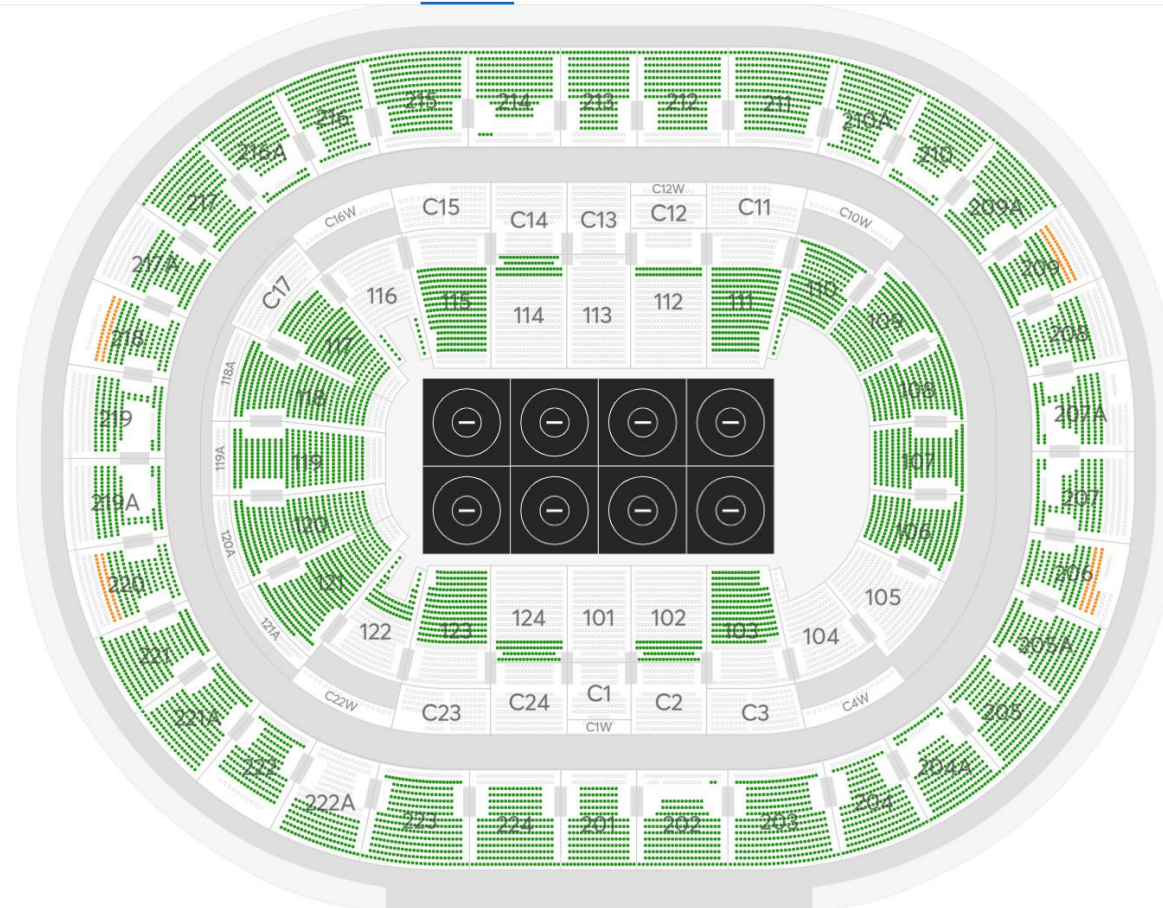




# POINTS OF INTEREST









## ***IMPORTANT DATES/TIMES***

- ▶ Update starters and notes in OPC System by 7:59 a.m. Eastern time, Monday, March 10.
- ▶ Coaches Ranking Panel opens, 8 a.m. Eastern time, Monday, March 10.
- ▶ Coaches Ranking Panel closes, 10 p.m. Eastern time, Monday, March 10.
- ▶ Wrestling committee begins selections and seeding on Monday, March 10 at 5 p.m. Eastern time.
- ▶ Release of all 330 wrestlers on Tuesday, March 11 (TBD).
- ▶ NCAA selection show 8 p.m. Wednesday, March 12.
- ▶ Team registration is due Thursday, March 13, Noon ET.
- ▶ Elite 90 Award nominations [Nomination Form](#) is due by noon Eastern time, Friday, March 14.
- ▶ Mandatory coaches meeting (Virtual) Wednesday, March 19 at 6 p.m.



# ***MEDIA REQUIREMENTS***

- Pre championships press conference on Wednesday.
  - Selected coaches and wrestlers.
- Selected head coaches from press conference to also take part in NCAA promotional interview (if asked).
- Quarterfinal winners in session 3 to mix zone.
- Semifinal winner's press conferences on Friday evening.
- 3<sup>rd</sup>, 5<sup>th</sup>, 7<sup>th</sup> place winners Saturday morning (mix zone).
- Head coach of national championship Saturday night. (press conference).
- Individual national champions Saturday night (press conference).





# ***VALUABLE RESOURCES***

- [Division I Wrestling - NCAA.org](https://www.ncaa.org/sportdivisions/wrestling)
- [2024-25 Team Registration Link](#)
- [NCAA college wrestling home | NCAA.com](#)
- [2025 Webinar Recording](#)



***THANK YOU!***

MARK BEDICS

[MBEDICS@NCAA.ORG](mailto:MBEDICS@NCAA.ORG)

317-966-6762