



2022 USA Shooting Rules for 50m Rifle and 10m Air Rifle.
Adapted for use in NCAA rifle competitions



The following is a partial listing of [USA Shooting rules](#) determined to be most frequently used by NCAA rifle teams in NCAA rifle competitions. This document does not represent a complete listing of all USA Shooting rules. All NCAA rifle competitions continue to be governed by the complete version of USA shooting rules as well as the [NCAA Rules Modification document](#). Each NCAA competitor and coach is responsible for abiding by all USA Shooting rules (6.1.2). The complete version of USA Shooting rules may be found at: <http://www.usashooting.org/>

Please note: **All sections highlighted in yellow** represent areas changed, added or modified since last season.

This document contains abbreviated sections of:

[Chapter 6: General and Technical Rules](#)

and

[Chapter 7: Rifle Rules](#)

Compiled April 2013 by NCAA Rules Interpreter Newt Engle, [revised August 2022](#)

Tip: [Ctrl and F key to activate search.](#)

Send reportable errors to NCAA rules editor Newt Engle at mengle@uakron.edu



General and Technical Rules

CHAPTERS	
6.1	<u>GENERAL</u>
6.2	<u>SAFETY</u>
6.3	<u>TARGETS AND TARGET STANDARDS</u>
6.4	<u>RANGES AND OTHER FACILITIES</u>
6.5	<u>GAUGES AND INSTRUMENTS</u>
6.6	<u>CHAMPIONSHIP ADMINISTRATION</u>
6.7	<u>COMPETITION CLOTHING AND EQUIPMENT</u>
6.8	<u>COMPETITION JURY DUTIES AND FUNCTIONS</u>
6.9	<u>ORGANIZING COMMITTEE COMPETITION OFFICIALS</u>
6.10	<u>EST COMPETITION OPERATIONS</u>
6.11	<u>COMPETITION PROCEDURES</u> <small>(see also 6.17, Finals competition Procedures)</small>
6.12	<u>RULES OF CONDUCT FOR ATHLETES AND OFFICIALS</u>
6.13	<u>MALFUNCTIONS</u>
6.14	<u>SCORING AND RESULTS PROCEDURES</u>
6.15	<u>TIE-BREAKING</u>
6.16	<u>PROTESTS AND APPEALS</u>
6.17	<u>FINALS IN OLYMPIC RIFLE AND PISTOL EVENTS</u>
6.18	<u>AIR RIFLE AND AIR PISTOL MIXED TEAM EVENTS</u>
6.19	<u>FORMS</u>
6.20	<u>THE ISSF DRESS CODE</u>
6.21	<u>INDEX</u>

Rule Numbering: All ISSF Rules are numbered according to a rule numbering protocol that limits rule numbers to four (4) levels (i.e. 6.10.3.5). If a fifth level is used those rules are designated with the letters a), b), c), etc.)

Tip: Ctrl and F key to activate search.

Send reportable errors to NCAA rules editor Newt Engle at mengle@uakron.edu



2022 USA Shooting Rules for 50m Rifle and 10m Air Rifle.
Adapted for use in NCAA rifle competitions



Definitions and Abbreviations

The following are definitions of special terms and abbreviations that are used in the ISSF General Technical Rules and the ISSF Rifle, Pistol, Shotgun and Running Target Rules.

Term	Definition
Athletes	Competitors or participants in a sports competition. Athletes in the sport of shooting are sometimes called shooters.
Bib Number/Start Number	Every athlete entered in Championships is issued a unique Bib or Start Number. These numbers are used to identify and track competitors and must be worn on the athletes' backs during training and competition.
Championship	A single organized shooting competition with a program of events. A Championship (capital C) is a competition that is authorized and supervised by ISSF rules, Technical Delegates, Juries and anti-doping controls.
Classification	An obsolete term used in previous ISSF Rulebooks to categorize "scoring, timing and results." See "RTS."
Competition	A general reference to a sports contest that may include a series of events (Championship) or may be a contest within a single event.
Course of Fire	A description of the stages of competition within an event that specifies the number of shots in each series and stage, the type of firing and the time limits.
CRO	Chief Range Officer
Discipline	A sub-group of events within a sport that have common characteristics. Shooting has four (4) disciplines: 1) Rifle, 2) Pistol, 3) Shotgun and 4) Running Target.
EST	Electronic scoring target(s)
Event	A unique shooting contest with a specific course of fire and rules of conduct. The ISSF also recognizes many additional events for individual and team competitions for open and junior age groups.
Final	The Final is the last stage of an Olympic competition event. In a Final, the best six or eight athletes in the Qualification have a new (start-from-zero) competition to decide their final ranking.
FOP	Field of Play. In shooting, the FOP includes the area behind the firing line where access is restricted to competing athletes and on duty officials, the firing line or shooting stations and the downrange area that includes the targets and backstops or safety zone.
MATCH Shots	Scoring or record shots that count in an athlete's score.
Medal Match	10m Running Target 60 and 40-shot events are concluded with Medal Match duels that decide the final rankings of the top four athletes.
Min.	Minute, minutes
Olympic Event	A Shooting event accepted by the International Olympic Committee for inclusion in the Olympic program. Shooting has 15 Olympic events. Each Olympic event has a Qualification and a Final.
PET	Pre-Event Training
RTS	Results, Timing and Scoring. The RTS process is a part of competition operations that involves the preparation of start lists, target scoring, resolving scoring issues and the preparation and distribution of results lists.



2022 USA Shooting Rules for 50m Rifle and 10m Air Rifle.
Adapted for use in NCAA rifle competitions



Round	A phase of competition within a shooting event. Shooting events may have Elimination Rounds, Qualification Rounds and Finals. In Shotgun events, a “round” may also refer to a series of 25 targets/doubles.
Sec.	Second, seconds
Series	A sequence of shots fired within a stage or course of fire. Most shooting events have 10-shot series; 25m Pistol events have 5-shot series; Shotgun events have 25 or 30 target series. Series in Shotgun events are often called rounds.
Sighting Shots	Practice or warm-up shots that are fired in a shooting event prior to MATCH shots.
Sport	A distinct grouping of competitive events with common elements and a single governing body. Shooting (capital S) is a “sport” where athletes in different events fire guns at targets that rank competing athletes according to their scores. The IOC recognizes shooting as one of 28 Summer Olympic sports.
Sport Presentation	Visual, audio and information enhancements such as announcements, music, color and educational media that are used in the conduct of Shooting events to make them more interesting and informative for spectator and TV audiences.
Squadding	The assignment of athletes entered in an event to relays and firing points in Rifle-Pistol events or the assignment of athletes to specific squads in Shotgun events. This process produces Start Lists.
Stage	A phase or part of an event course of fire. A 3-Position Rifle event has three stages, one for each position. The 25m Pistol Women event has two stages, precision and rapid fire.
Start List	Official documents produced in competitions that list all competitors entered in an event according to an athlete’s relay and firing point or squad and position in the squad.
Start Time	The Start Time in each shooting event is the time when commands for the first MATCH shot begin.
Team Events	The ISSF recognizes team events. These team events establish rankings based on the total scores fired by threeathletes.

Click on any Image to go to that site.





2022 USA Shooting Rules for 50m Rifle and 10m Air Rifle.
Adapted for use in NCAA rifle competitions



6.1	GENERAL
6.1.1	Objective and Purpose of ISSF Rules: The ISSF establishes Technical Rules for the sport of Shooting to govern the conduct of shooting events recognized by the ISSF (ISSF General Regulations, 3.3). The objective of ISSF Technical Rules is to achieve uniformity in the conduct of the shooting sport throughout the world and to promote the development of the sport. Abbreviated: See USAS/ISSF rules for complete version
6.1.2	Application of ISSF General Technical and Discipline Rules <ul style="list-style-type: none"> a) ISSF Championships are shooting sport competitions in the Olympic Games, World Championships, World Cups, World Cup Finals, Continental Championships, Continental Games, Junior World Championships and Junior World Cups that are supervised by the ISSF in accordance with the ISSF General Regulations, 3.2.1, and these Rules; b) The ISSF, with the approval of the Executive Committee, may designate other competitions that fulfill ISSF standards for supervision (i.e. Technical Delegate, Juries, doping control, entry procedures, results management, etc.) as competitions where MQS scores may be obtained and where World Records may be established. c) ISSF General Technical and Discipline Rules must be applied at all ISSF Championships; d) The ISSF recommends that ISSF Rules should also be used to govern regional, national and other competitions that are not ISSF Championships, but where ISSF events are on the program; e) All competition officials, athletes, coaches and team leaders must be familiar with the ISSF Rules and must ensure that they are enforced; f) It is the responsibility of every athlete to comply with these Rules; g) When a Rule refers to right-handed athletes, the reverse of that Rule applies to left-handed athletes; and h) Unless a Rule applies specifically to a men’s or women’s event, it must apply uniformly to both men’s and women’s events. i) Where diagrams and tables in these rules contain specific information, the specific information in these diagrams and tables has the same authority as the numbered rules.
6.1.3	Scope of ISSF Technical Rules (See USAS/ISSF rules for complete version)
6.1.4	Uniform Standard for Equipment and Clothing: Shooting is a sport where equipment and clothing play critical roles in the conduct of the sport. Athletes must use only equipment and clothing that complies with ISSF Rules. Any gun, device, equipment, accessory or other item that may give an athlete an unfair advantage over others and that is not specifically mentioned in these Rules, or that is contrary to the spirit of these Rules, is prohibited. ISSF Rules for equipment and clothing are strictly enforced (see 6.7.9) to ensure that no athletes have equipment, clothing or accessories that give them an unfair advantage over other athletes.
6.1.5	Organization and Supervision of ISSF Championships (See USAS/ISSF rules for complete version)
6.2	SAFETY SAFETY IS IF PARAMOUNT IMPORTANCE
6.2.1	General Safety Rules
6.2.1.1	ISSF Rules establish specific safety requirements that must be applied in all ISSF Championships. ISSF Juries and Organizing Committees are responsible for safety.
6.2.1.2	Necessary and special safety regulations for ranges differ from country to country so additional safety rules may be established by the Organizing Committee. Juries, range officials, team officials and athletes must be advised of any special safety regulations in the competition program.
6.2.1.3	The safety of athletes, range officials and spectators requires continued and careful attention to gun handling. It is the duty of range officials to enforce gun safety and the duty of athletes and team officials to apply all gun safety and gun handling rules..



2022 USA Shooting Rules for 50m Rifle and 10m Air Rifle.
Adapted for use in NCAA rifle competitions



6.2.1.4	The ISSF may refuse to accept the entry of an athlete in a competition if it has substantial information from competent authorities that such an athlete presents a serious threat to the safety of others on a shooting range.
6.2.1.5	In the interest of safety, a Jury Member or Range Officer may stop shooting at any time. Athletes and team officials must immediately notify Range Officers or Jury Members of any situation that may be dangerous.
6.2.1.6	An Equipment Control Officer, Range Officer or Jury Member may pick up an athlete's equipment (including a gun) for control without his permission, but in his presence and with his knowledge. However, immediate action must be taken when a matter of safety is involved.
6.2.2	Gun Handling Rules
6.2.2.1	To ensure safety, all guns must be handled with maximum care at all times. Guns must not be removed from the firing line during training or competition except with the permission of a range officer.
6.2.2.2	Safety flags constructed of fluorescent orange or a similar bright material must be inserted in all rifles, pistols and semi-automatic shotguns at all times except when safety flag removal is authorized by these rules. To demonstrate that air guns are unloaded, safety flags (safety lines) must be long enough to extend through the full length of the barrel. Safety flags for all other guns must have a probe that inserts into the chamber (breech end of barrel) to demonstrate that the chamber is empty. Shotgun actions must be open (broken) to demonstrate that they are unloaded. a) Safety flags must be inserted in all guns that are not in gun cases or boxes before athletes are called to the line, when leaving a firing point, after firing is completed and when personnel must go forward of the firing line. In Finals, safety flags may not be removed until Preparation and Sighting Times start. b) If a safety flag is not used as required by this rule, a Jury Member must give a WARNING with instructions to insert a safety flag in the gun; and c) If the Jury confirms that an athlete refuses to use a safety flag as required by this rule and after being warned, the athlete must be disqualified (DSQ).
6.2.2.3	While athletes are on their firing points, their guns must always be pointed in safe directions. The action or breech must not be closed until the gun is pointing downrange in a safe direction toward the target area.
6.2.2.4	When placing a gun down to leave the firing point or when firing is complete, guns must be unloaded with actions (bolt or locking mechanism) open and safety flags inserted. Before leaving a firing point, the athlete must confirm and the Range Officer must verify that there is no cartridge or pellet in the gun's chamber, barrel or magazine and a safety flag is inserted.
6.2.2.5	If the athlete boxes or cases his gun or removes it from the firing point without having it checked by a Range Officer, he may be disqualified if the Jury determines that a significant safety violation is involved.
6.2.2.6	During firing, the gun may be put down (not held) only after the cartridge(s) and/or magazine are removed and the action is open. Air guns must be made safe by opening the cocking lever or loading port.
6.2.2.7	When any personnel are forward of the firing line, handling guns is not permitted and safety flags must be inserted. If it is necessary for a Jury member, Range Officer or Technical Officer to go forward of the firing line during training, competition or a Final, this must be authorized and controlled by the Chief Range Officer (CRO) and any movement forward of the firing line may only be permitted after all guns have safety flags inserted.
6.2.2.8	In the range, when guns are not on the firing points, they must always be in their cases, unless otherwise authorized by a Range Officer.
6.2.3	Range Commands
6.2.3.1	Chief Range Officers, or other appropriate range officials, are responsible for giving the commands " LOAD ," " START ," " STOP ," " UNLOAD " and other necessary commands. Range Officers must ensure that the commands are obeyed and that guns are handled safely.
6.2.3.2	Guns and their magazines may only be loaded on the firing point and after the command " LOAD " or " START " is given. At all other times, guns and magazines must be kept unloaded.

2022 USA Shooting Rules adapted for NCAA Rifle Competitions. For the complete version of current USA Shooting rules go to <http://www.usashooting.org/>. Reprinted with permission of USA Shooting.

6.2.3.3	Pistol rule
6.2.3.4	A gun is considered loaded when a cartridge or pellet or a magazine with cartridges contacts a gun. No one may place a cartridge or pellet or magazine with cartridges in or on a gun or its chamber or barrel until the command “LOAD” is given.
6.2.3.5	If an athlete fires a shot before the command “LOAD” or “START” is given, or after the command “STOP” or “UNLOAD” is given, he may be disqualified if safety is involved.
6.2.3.6	When the command or signal “STOP” is given, shooting must stop immediately. When the command “UNLOAD” is given, all athletes must unload their guns and magazines, and make them safe (to unload air guns ask the Range Officer for permission). Shooting may only resume when the command “START” is given again.
6.2.4	Additional Safety Requirements
6.2.4.1	Dry Firing means the release of the cocked trigger mechanism of an unloaded cartridge gun or the release of the trigger mechanism of an air or gas gun fitted with a device which enables the trigger to be operated without releasing the propelling charge (air or gas). Dry firing and aiming exercises are permitted only on the firing line or in a designated area in accordance with these rules.
6.2.4.2	It is the athlete’s responsibility that any air or CO2 cylinder is still within its validity date. This may be checked by Equipment Control.
6.2.5	Hearing Protection All athletes, range officials and other persons in the immediate vicinity of the 25m, 50m and 300m firing lines and all shotgun ranges are urged to wear ear plugs, ear muffs, or similar ear protection. Notices must be prominently displayed and hearing protection must be available for all persons in the range areas. Hearing protection incorporating any type of sound-enhancing or receiving devices may not be worn by athletes or coaches on the FOP. Competition officials may wear sound-enhancing hearing protection devices or other communication devices on the FOP. Hearing impaired athletes may wear sound-enhancing devices with the approval of the Jury.
6.2.6	Eye Protection All athletes are urged to wear shatterproof shooting glasses or similar eye protection while shooting.
6.3	TARGETS AND TARGET STANDARDS
6.3.1	General Target Requirements
6.3.1.1	Targets used in ISSF Championships may be either electronic scoring targets (EST) or paper targets for Rifle and Pistol events or clay targets for Shotgun events. Note: Specific Rules for paper target operations are now available in the Annex to these Rules, Rules for Paper Target Scoring. (see USAS/ISSF rules to view target Annex)
6.3.1.2	All targets used in ISSF Championships must comply with the scoring ring, dimension or other specifications given in these rules.
6.3.2	Electronic Scoring Target Requirements
6.3.2.1	Only EST tested and approved by the ISSF may be used.
6.3.2.2	The accuracy requirement for EST is to score shots to an accuracy of at least one-half of one decimal scoring ring. The tolerances given for scoring ring sizes on paper targets are not applicable to EST.
6.3.2.3	All EST target units must provide a black aiming area corresponding in size to the black areas of the respective competition targets (Rule 6.3.4) and a non-reflective, contrasting white or off-white area surrounding the aiming area.
6.3.2.4	Scores recorded by EST must be determined according to scoring ring dimensions for competition targets (Rule 6.3.4).
6.3.2.5	Every shot hitting an EST must have its result with its location and value displayed on a monitor placed on the firing point.
6.3.2.6	10m EST must use a paper strip or other form of witness strip to allow a determination that a shot fired did, or did not, hit the target.
6.3.2.7	A printout of each athlete’s results from a memory source other than the main EST system computer (back-up memory) must be available immediately during and after a competition.



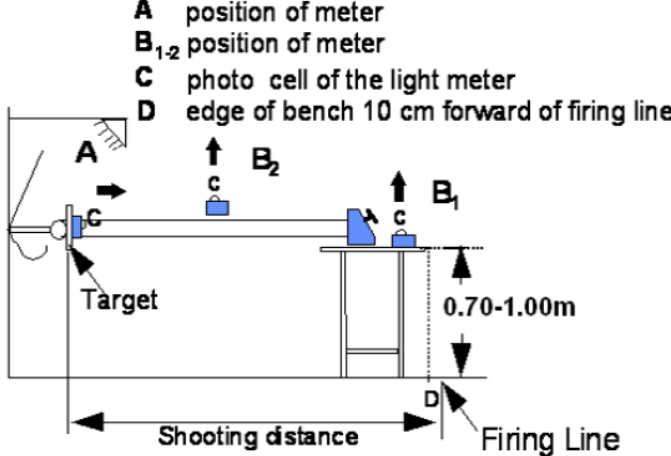
2022 USA Shooting Rules for 50m Rifle and 10m Air Rifle.

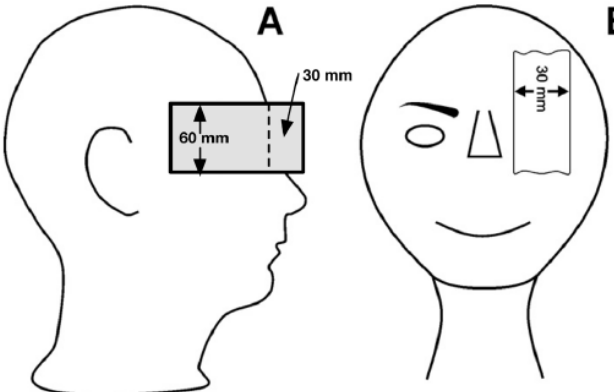
Adapted for use in NCAA rifle competitions



6.3.2.8	When EST are used, the targets must be checked to ensure the targets are scoring correctly under normal conditions of use before each ISSF Championship under the supervision of the Technical Delegate.		
6.3.3	ISSF Target Standards (See USAS/ISSF rules for complete version)		
6.3.4	Official ISSF Targets (See USAS/ISSF rules for complete version)		
6.4	RANGES AND OTHER FACILITIES		
6.4.1	General Requirements (See USA/ISSF Shooting rules, full version)		
6.4.1.10	Technical Delegate(s) may approve small deviations from specifications in ISSF Rules that do not conflict with the intent and spirit of ISSF Rules, except that no deviations in shooting distances or target specifications are allowed		
6.4.3	General Standards for 10m , 25m, 50m and 300m Rifle and Pistol Ranges (See USA/ISSF Shooting rules, full version)		
6.4.3.2	Ranges must have a line of targets and a firing line. The firing line must be parallel to the line of targets.		
6.4.3.4	There must be sufficient space behind the firing points for the range officials and the Jury to perform their duties. There must also be a space provided for spectators. This area must be separated from the area for athletes and officials by a suitable barrier located at least 7.0 m behind the firing line.		
6.4.3.5	Each range must be equipped with a large clock (a countdown clock is recommended) at each end of the range where the time can clearly be seen by athletes and officials. The Finals Range preparation area must also have a clock. Range clocks must be synchronized with results computers so that all timing devices show the same time. Rifle and Pistol Finals Ranges must have a countdown timer that shows the time remaining for each shot. Shotgun Ranges must have a count-down timer to use in controlling preparation times.		
6.4.3.6	Target frames or mechanisms must be marked with numbers (starting from the left) corresponding to their firing point number. The numbers must be large enough to easily be seen by persons with normal vision under normal conditions. The numbers should be of alternating and contrasting colors.		
6.4.5	Shooting Distances		
6.4.5.1	Shooting distances must be measured from the firing line to the target face.		
6.4.5.2	Shooting distances must be as exact as possible, subject to the following allowable variations.		
	10m range	+/- 0.05 m	
USAS 6.4.5.2A	50 foot range	+/- 2 in	
6.4.5.4	The firing line must be clearly marked. The range distance must be measured from the target line to the edge of the firing line nearest to the athlete. The athlete's foot or, in the prone position the athlete's elbow may not be placed on or in front of the firing line.		
6.4.6	Target Center Locations: Target center locations must be measured to the center of the ten ring.		
USAS 6.4.6A	Multiple bull's-eye targets are measured to the center bulls-eye.		
6.4.6.1	Height of Target Centers: Target centers must be within the following heights when measured from the level of the firing point floor:		
	Range	Standard Height	Variation Allowable
	10m	1.40 m	+/- 0.05 m
	All target centers within a group of targets or range must have the same height (+/- 1 cm).		
USAS 6.4.6.1A	50 foot ranges – Height must be adjustable for rifle.		
USAS 6.4.6.1B	Multiple bull's eye targets are measured to the center bulls-eye. USA Shooting sanctioned competitions may be conducted on ranges that do not comply with the ±1.0 cm variation of target center height.		
6.4.6.2	Horizontal Variations for Target Centers on 300m, 50m and 10m Rifle and Pistol Ranges		

USAS 6.4.6.2A 50 ft.	Target centers at 300m, 50m, and 10m must be oriented on the center of the corresponding firing point. Horizontal deviations from a center line drawn perpendicular (90 degrees) to the center of the firing point are:		
	Range	Maximum variation from center in either direction	
	10m	0.25 m	
	50 ft.	15 in	
6.4.7	General Firing Point Standards for Rifle and Pistol Ranges		
	The firing point must be stable, rigid and constructed so that it does not vibrate or move. From the firing line to approximately 1.20 m rearward, the firing point must be level in all directions. The remainder of the firing point must either be level or may slope to the rear with a few centimeters drop.		
6.4.7.2	Firing Point Equipment.		
	<ul style="list-style-type: none"> a) A bench or stand, 0.70 m – 1.00 m high; rifle athletes may not place any item or material on the table to change its height; b) A mat for shooting in the prone and kneeling positions. Athletes must not alter shooting mats provided by the range. The front portion of the mat must be of a compressible material not more than 50 mm thick, and approximately 50 cm x 80 cm in size and measuring not less than 10 mm when compressed with the measuring device used to measure the thickness of Rifle clothing. The remainder of the mat must have a maximum thickness of 50 mm and a minimum thickness of 2 mm. The minimum overall size must be 80 cm x 200 cm. An alternative of two mats is permitted, one thick and one thin, but together they must not exceed the dimensions indicated. The use of private mats is prohibited. c) A chair or stool for the athlete on Qualification ranges; no chairs or stools for athletes may be placed on or near the firing points on Finals ranges; 		
6.4.8	Firing Point Standards for 300m Ranges (See USAS/ISSF rules for complete version)		
6.4.9	Range and Firing Point Standards for 50m Ranges (See USAS/ISSF rules for complete version)		
USAS 6.4.9A	And 50 foot ranges		
	The firing point must be a minimum of 1.25m wide x 2.50 m in length		
6.4.10	Range and Firing Point Standards for 10m Ranges		
	<ul style="list-style-type: none"> a) The firing point must be a minimum of 1.00 m wide; b) The nearest edge of the bench or stand must be placed 10cm forward of the 10m Firing line; and c) If the firing point is also used for 50m shooting, the firing point must be a minimum of 1.25 m wide. 		
6.4.11-13	Pistol Ranges (See USAS/ISSF rules for complete version)		
6.4.14	Indoor Range Light Requirements (Lux)		
		General	Targets
	Indoor Range for	Recommended Minimum	Minimum Recommended Minimum
	10m	500	1500 >1800
	10m RT	500	1000 >1000
	25m	500	1500 >2500
	50m	500	1500 >3000
	Finals Ranges must have a minimum general lighting of 500 lux and minimum of 1000 lux on the firing line. For new ranges lighting of about 1500 lux on the firing line is recommended.		
6.4.14.1	All indoor ranges must have artificial illumination providing the necessary amount of light without glare or distracting shadows on the targets or firing points. The background area behind the targets must be a non-reflecting, light even neutral color.		

6.4.14.2	Measuring target illumination on targets with external lighting must be done with the measuring device held at the level of the target and pointed toward the firing point (A). Measuring target illumination on targets with internal lighting must be done by measuring reflected light from the target face.
6.4.14.3	Measuring general range illumination must be done with the measuring device held at the firing point (B1) and midway between the firing point and the target line (B2) with the device directed toward the ceiling illumination.
6.4.14.3	<p>Indoor Range Light Measuring</p>  <p>A position of meter B_{1,2} position of meter C photo cell of the light meter D edge of bench 10 cm forward of firing line</p> <p>Target Shooting distance Firing Line 0.70-1.00m</p>
6.5	GAUGES AND INSTRUMENTS (See USAS/ISSF rules for complete version)
6.6	CHAMPIONSHIP ADMINISTRATION (See USAS/ISSF rules for complete version)
6.7	COMPETITION CLOTHING AND EQUIPMENT
6.7.1	The ISSF establishes specific standards for competition clothing and equipment that athletes may use in ISSF Championships and for Equipment Control testing to check those standards in order to safeguard the principles of equal and ethical competition where no athlete can gain an unfair advantage over other athletes.
6.7.2	Athletes are responsible for ensuring that all items of equipment and clothing used by them in ISSF Championships comply with ISSF Rules.
6.7.3	All athletes' equipment is subject to checks by the Equipment Control Jury and an Equipment Control Section established by the Organizing Committee as well as by the respective Competition Juries.
6.7.4	Standards for Clothing and Equipment
6.7.4.1	Rules governing specific equipment used by athletes in a particular discipline are found in the Rules for that discipline.
6.7.4.2	The use of any special devices, means or clothing, including the use of Kinesio, medical or similar taping, which immobilizes or unduly reduces the movement of the athlete's legs, body or arms, is prohibited for rifle, pistol and running target athletes in order to ensure that athletes' performance skills are not artificially improved.
6.7.4.3	Radios, iPods, or any similar type of sound producing or communication systems are prohibited on the FOP during competition and training, except when they are used by competition officials.
6.7.4.4	Mobile phones or other hand-held communication devices (i. e. tablets, etc.), electronic devices or wrist-worn devices (i. e. smart watches) may not be used by athletes on the firing line.
6.7.5	ISSF Dress Code It is the responsibility of athletes, coaches and officials to appear on the ranges dressed in a manner appropriate for a public sports event. Clothing worn by athletes and officials must comply with the ISSF Dress Code . See 6.20 for the full ISSF Dress Code , See 2022 NCAA Rules Modification document for NCAA exception
6.7.6	Equipment Control (See USAS/ISSF rules for complete version)

6.7.6.1	The Organizing Committee must establish an Equipment Control Section to perform equipment control checks under the supervision of the Equipment Control Jury. An Equipment Control checking service must be available to all athletes so that they may have their equipment checked prior to the competitions. To ensure compliance with ISSF Rules, the Equipment Control Jury and Equipment Control Section must conduct random post competition testing (6.7.9).
6.7.6.2	Equipment Control Procedures (See USAS/ISSF rules for complete version)
6.7.7	Bib (Start) Numbers and Items Worn by Athletes (See USAS/ISSF rules for complete version)
6.7.8	Blinders
6.7.8.1	Side Blinders (either or both sides) attached to the hat, cap, shooting glasses, or to a head band, not exceeding 60 mm deep are permitted for <u>Shotgun athletes only</u> (Rule 9.13.4.(A) The front edge of a side blinder, when viewed from the side, must not extend more than 30 mm forward of the center point of the forehead. Side blinders must be made of plastic material only.
	
6.7.8.2	One Front Blinder to cover the non-aiming eye that is not more than 30 mm wide is permitted for all athletes (B).
6.7.9	Post-Competition Testing
6.7.9.1	Post-competition checks must be conducted after Elimination and Qualification competitions and during the reporting time before Finals according to procedures specified in the “ISSF Equipment Control Guidelines.” The Equipment Control Jury is responsible for supervising the conduct of all post-competition checks. Judges of the same gender as the athletes must be available for clothing and taping checks. Failure of the following specific post-competition checks must result in disqualification (DSQ): a) Rifle: Shooting clothing, underclothing, taping and rifle specifications (trigger weighing when applicable); b) All disciplines: Failure to report for a post-competition check after being given written notice to report.
6.7.9.2	If an athlete fails a post-competition check, the Chairman of the Equipment Control Jury or one other Equipment Control or Competition Jury Member must confirm that the test was performed correctly and that the athlete is disqualified. The confirmation procedure must include using ISSF calibration testing equipment to confirm that the testing instruments are measuring accurately.
6.7.9.3	Appeals against a post-competition test disqualification may be submitted to the Jury of Appeal. The Jury of Appeal must decide if the test was performed correctly, but it may not repeat the test. The Jury of Appeal can overturn a post-competition check disqualification only if it finds that the test was performed incorrectly.
6.7.9.4	Targeted testing (selection of athletes on a non-random basis) may be done when a Jury has credible evidence that an athlete has altered or attempted to alter his gun, clothing or equipment.
6.8	COMPETITION JURY DUTIES AND FUNCTIONS (See USAS/ISSF rules for complete version)

6.9	<p>ORGANIZING COMMITTEE COMPETITION OFFICIALS (See USAS/ISSF rules for complete version)</p>
6.10	<p>Electronic Scoring Target (EST) COMPETITION OPERATIONS (See USAS/ISSF rules for complete version) (Relevant rules shown below)</p>
6.10.4	<p>Shooting on Electronic Scoring Targets</p> <ul style="list-style-type: none"> a) Athletes must familiarize themselves during training with the control buttons that alter the target presentation on the monitor screen (ZOOM facility) and that change from a Sighting target (SIGHTING) to a Match target (MATCH); b) In 10m, 25m and 50m events changing from Sighting to MATCH shots is under control of range personnel, except that in 50m three-position events, changing from MATCH to Sighting and back to MATCH is the responsibility of the athlete. If any athlete is in doubt, he must ask a Range Officer for assistance; c) In 3-Position events, after athletes complete the kneeling or prone positions, changing from MATCH to Sighting and back to MATCH is the responsibility of the athlete. Athletes may fire unlimited Sighting shots before starting MATCH firing shots in the prone and standing positions. No additional time is allowed for these Sighting shots. If an athlete inadvertently fails to switch from MATCH to Sighting after changing positions, any shots recorded as extra shots in the previous position must be nullified and the target must be reset to Sighting. d) It is not permitted to obscure the athlete's monitor-screen or any part of the screen. The whole screen must be visible to the Jury and range personnel;
6.10.5	<p>Target Scoring Complaints During Sighting Shots If an athlete complains during sighting shots about the correct recording or evaluation of the shot(s), the Jury may offer to move him to another firing point.</p> <ul style="list-style-type: none"> a) The athlete will be given appropriate extra time; b) The Jury will, as soon as possible, examine the sighting shot(s) on the original firing point by applying the Procedure for EST Examination; and c) If this subsequent examination confirms that the target on the original firing point provided correct results, the athlete will be penalized with the DEDUCTION of two (2) points from the lowest value shot of his first competition series.
6.10.6	<p>Failure of the Paper or Rubber Band to Advance If the Jury confirms that the problem causing an athlete complaint is because the paper or rubber band is not advancing properly:</p> <ul style="list-style-type: none"> a) The athlete will be moved to a reserve position; b) He will be permitted unlimited sighting shots to be taken within the time remaining for the event plus any additional time granted; c) He will repeat the number of MATCH shots determined by the Jury plus the number of shots necessary to complete the event; d) After the relay, the RTS Jury will decide which shots are to be counted from each target; and e) The athlete will be credited with the scores of all shots that were correctly displayed on the monitor of the first target, plus the scores of all MATCH shots fired on the second target that were necessary to complete the course of fire.
6.10.7	<p>Protest Concerning a Shot Value If a shot registers and displays, but the athlete protests the value indicated in accordance with Rule 6.16.5.2:</p> <ul style="list-style-type: none"> a) After the relay, the detailed printer results (LOG-Print) must be generated by the Technical or Range Officers for all firing lanes on which complaints or protests have been made, and for the immediately adjacent lanes, before the target systems are reset for the next relay; b) After the completion of the relay, the Procedure for EST Examination will be applied; c) Any non-indicated or incorrectly indicated shot must be scored by the RTS Jury; and d) If the Classification Jury determines that a protested shot was scored correctly, a two point penalty will be applied (6.16.5.2.c).
6.10.8	<p>PROCEDURE FOR EXAMINING ELECTRONIC SCORING TARGETS FOLLOWING A SCORE PROTEST OR COMPLAINT</p>



2022 USA Shooting Rules for 50m Rifle and 10m Air Rifle.
Adapted for use in NCAA rifle competitions



6.10.8.1	<p>If there is a score protest, complaint or no indication of a shot, etc., a Jury Member must collect the following items (the number of the firing point and the orientation of the card, sheet or target, the relay and series and the time of collection must be noted on each):</p> <ol style="list-style-type: none"> The Control Sheet (25m / 50m). If the location of any shot hole is out of the area of the Control Sheet, the geometric relation between the shot holes on the Control Sheet and the Backing Card must be made before the Control Sheet is removed; The Backing Card (25m / 50m / 300m); The Backing Target (25m); The black paper strip (10m); The black rubber band (50m); The Range Incident Report; The LOG print; and The data record from the electronic scoring target computer (if necessary).
6.10.8.2	<p>A Jury Member must examine the face of the EST and the frame and record the location of any shots outside the black aiming mark.</p>
6.10.8.3	<p>No CLEAR LOG must be made before the RTS Jury has given permission.</p>
6.10.8.4	<p>The number of shot holes must be counted and their location taken into account.</p>
6.10.8.5	<p>Jury Members must examine these items and then make independent assessments before a formal Jury decision is made.</p>
6.10.8.6	<p>A Jury Member must supervise any manual intervention of the control computer results (e.g. the recording of penalties, corrected scores after malfunctions etc.).</p>
6.10.9	<p>EST FAILURE These Rules apply to 10m, 50m and 300m ESTs.</p>
6.10.9.1	<p>When ALL Targets on a Range Fail</p> <ol style="list-style-type: none"> The time of failure and the expired shooting time must be recorded by the Chief Range Officer and the Jury; All completed competition shots of each athlete must be counted and recorded. In the event of a range power supply failure, this may involve waiting until the power supply is restored to enable the number of shots registered by the target, not necessarily on the firing point monitor, to be established; and After the failure is rectified and the full range is in operation, an additional five (5) minutes will be added to the competition time remaining. The time for recommencing is to be announced over the loudspeaker system at least five (5) minutes beforehand. Athletes must be allowed to resume their position in the five (5) minutes before the competition restarts. Unlimited sighting shots must be allowed during the remaining shooting time, but only before competition shots are resumed.
6.10.9.2	<p>When a SINGLE Target Fails</p> <ol style="list-style-type: none"> If the EST cannot be repaired within five (5) minutes, the athlete must be moved to a reserve position; When he is ready to shoot, an additional five (5) minutes will be added to the competition time remaining; and He will be permitted unlimited sighting shots before he starts the remaining competition shots.
6.10.9.3	<p>When a Shot Fails to Register or Display on the Monitor The athlete must immediately inform the nearest range official of the failure. A range official must make a written note of the time of the complaint. One or more Jury Member(s) must go to the firing position. The athlete must be directed to fire one more aimed shot at his target:</p> <p>If the value and location of this shot is registered and displayed on the monitor:</p> <ol style="list-style-type: none"> The athlete must be directed to continue the competition; The value, location and time of firing of this extra shot must be recorded, its shot-number (after including the missing shot) and its value and its shot-location, and the firing point number must be given to the Jury in writing and recorded on the Range Register and a Range Incident Report;

	<ul style="list-style-type: none"> c) After the end of that relay, the Procedure for EST Examination will be applied. Using this information and the time of the extra shot and its location, the Classification Jury will determine whether all shots, including the extra shot, are recorded on the computer record; d) If all the shots are recorded correctly, then the questioned shot (shot that did not register or display) will be counted in the score of the athlete, as well as the shot fired immediately after (as the “extra” shot), but the last shot fired (extra to the competition) will be annulled; e) If the questioned shot was not located by applying the Procedure for EST Examination or was confirmed as an off-target miss (Note: This means a questioned 10m shot could not be found on the witness strip or target face; a questioned 25m shot could not be found on the backing target, control sheet or backing card or there was evidence that a questioned 50m or 300m shot was an off-target miss), then the questioned shot must be scored as a miss and the last shot fired (extra to the competition) must be nullified; or f) If the questioned shot was not located in the computer memory, but is located elsewhere, the RTS Jury will determine the validity and score-value of the questioned shot; or g) If a questioned 50m or 300m shot is not found, the Jury must decide whether to score the missing shot as a miss and nullify the last shot or, if there is no credible evidence that the questioned shot was an off-target miss, the Jury may conclude that a target system anomaly occurred and count the extra shot in lieu of the missing shot and the last shot fired.
<p>6.10.9.4</p>	<p>OR: If the extra shot fired as directed does not register or display and the EST cannot be repaired within five (5) minutes:</p> <ul style="list-style-type: none"> a) The athlete must be moved to a reserve position; b) When he is ready to shoot, an additional five (5) minutes will be added to the competition time remaining and he will be permitted unlimited sighting shots; c) In 10m and 50m Rifle and Pistol Events, the athlete will repeat the two (2) competition shots that did not register or display on the previous target used.
<p>6.11</p>	<p>COMPETITION PROCEDURES (see also 6.17, Finals Competition Procedures)</p>
<p>6.11.1</p>	<p>Rules for 10m and 50m Rifle and Pistol Events</p>
<p>6.11.1.1</p>	<p>Preparation and Sighting Time</p>
	<p>Athletes must be given 15 minutes Preparation and Sighting Time before MATCH Firing starts to make their final preparation and fire unlimited sighting shots.</p> <ul style="list-style-type: none"> a) The Preparation and Sighting Time must be timed to end approximately 30 seconds before the official starting time for MATCH Firing. b) Sighting targets must be visible at least 15 minutes before the Preparation and Sighting Time starts; c) Athletes may not place their guns and equipment on their firing points until the Chief Range Officer has called the athletes to the line; d) The Chief Range Officer must call athletes to the line at least 15 minutes before the Preparation and Sighting Time starts; e) If there is more than one relay, each relay must be allowed the same amount of time to bring their equipment to the firing line; f) After the Chief Range Officer calls athletes to the line, they are permitted to handle their guns, dry fire (safety flags may be removed for dry firing) or carry out holding and aiming exercises on the firing line before the Preparation and Sighting Time starts; in Finals, athletes may not remove safety flags or dry fire until the Preparation and Sighting Time starts; g) Pre-competition checks by the Jury and Range Officers must be completed during the 15 minutes before the Preparation and Sighting Time starts; h) The Preparation and Sighting Time begins with the command “PREPARATION AND SIGHTING TIME...START;” No shot may be fired before the command “START;” i) An athlete who fires a shot or shots before the “START” command for the Preparation and Sighting Time may be disqualified if safety is involved. If safety is not involved (6.2.3.5), the first competition shot must be registered as a miss (0); j) After 14 minutes, 30 seconds have elapsed in the Preparation and Sighting Time, the Range Officer must announce “30 SECONDS.”

	<p>k) At the end of the Preparation and Sighting Time, the Chief Range Officer must command “END OF PREPARATION AND SIGHTING...STOP.” There must be a brief pause of approximately 30 seconds when the Target Officer will reset the targets for MATCH firing; and</p> <p>l) If an athlete fires a shot after the command “END OF PREPARATION AND SIGHTING...STOP” and before the “MATCH FIRING...START” command, the shot must not be counted as a MATCH shot and a two (2) point penalty must be applied to the first competition shot.</p>
6.11.1.2	<p>“START” of MATCH Firing</p> <p>a) When all targets are reset for MATCH Firing, the Chief Range Officer will command “MATCH FIRING...START.” MATCH Firing is considered to have started when the CRO has given the command “START;”</p> <p>b) Every shot fired after the start of MATCH Firing must be recorded as a MATCH shot, however, dry firing is allowed;</p> <p>c) After the start of MATCH Firing, no further sighting shots are allowed, except for position changes in 50m Rifle 3 Position events (see Rule 7.7.3) or when permitted by the Jury in accordance with these Rules;</p> <p>d) Any further sighting shot(s) fired in contravention of this rule must be scored as miss(es) in the competition;</p> <p>e) The CRO must inform athletes by loudspeaker of the time remaining at both ten (10) minutes and five (5) minutes before the end of the competition time;</p> <p>f) A shot or shots that are not fired during the MATCH firing time must be scored as miss(es) on the last competition target(s), unless the CRO or a Jury Member has authorized extra time; and</p> <p>g) If, during MATCH Firing on 10m ESTs, the Jury directs an athlete to move his position laterally (sideways) within his firing point by 30 cm or more, the athlete may be offered additional sighters and 2 minutes additional time before he resumes MATCH firing.</p>
6.11.1.3	<p>“STOP” COMMAND</p> <p>The competition must stop at the command “STOP”.</p> <p>a) If a shot(s) is fired after the command or signal “STOP,” that shot(s) must be counted as a miss; and</p> <p>b) If the shot(s) cannot be identified, the best hit(s) must be deducted from the score of that target and scored as miss(es).</p>
6.11.2	Specific Rules for 10m Air Gun Events
6.11.2.1	If an athlete releases the propelling charge prior to the Preparation and Sighting Time he must be given a WARNING (Yellow Card) for the first violation and a DEDUCTION (Green Card) of two (2) points from the lowest value shot of the first MATCH series for the second and subsequent violations.
6.11.2.2	Any release of the propelling charge, after MATCH Firing starts, without a hit on the target will be scored as a miss. Dry firing without release of the propelling charge is permitted except during Finals.
6.11.2.3	If an athlete wishes to change, or to fill, a gas or air cylinder, he must leave the firing point to do so, after obtaining permission from the Range Officer. No extra time is allowed to change or fill a gas or air cylinder during a competition.
6.11.2.4	<p>The gun may only be loaded with one (1) pellet. When a gun is accidentally loaded with more than one (1) pellet:</p> <p>a) If the athlete is aware of the situation, he must raise his non-shooting hand to indicate to a Range Officer that he has a problem. A Range Officer must then supervise the unloading of the gun and no penalty will be incurred. No extra time will be allowed for this; or</p> <p>b) If the athlete is unaware of the situation and fires two pellets at the same time, he must report this to a range officer. If there are two (2) hits on the target, the score of the higher value shot will be counted and the second shot will be annulled. If there is only one (1) hit on the target, this will be counted.</p>



2022 USA Shooting Rules for 50m Rifle and 10m Air Rifle. Adapted for use in NCAA rifle competitions



6.11.3	Interruptions in 10m Events, 50m Rifle and Pistol Events and 300m Rifle Events
6.11.3.1	If an athlete must stop firing for more than three (3) minutes through no fault of his own and this interruption was not caused by a malfunction of his gun or ammunition, he may demand extra time equal to the amount of time lost, or the time remaining when the interruption occurred, plus one (1) minute, if during the last few minutes of the competition.
6.11.3.2	If an athlete is interrupted for more than five (5) minutes through no fault of his own and this interruption was not caused by a malfunction of his gun or ammunition, or if the athlete is moved to another firing point , he may have additional unlimited sighting shots at the beginning of his remaining shooting time together with any time extension granted plus an additional five (5) minutes. a) Range Officers or Jury Members must ensure that a complete explanation is recorded on a Range Incident Report; and b) Any extension of time allowed by the Jury or Range Officers must be documented, stating the reason on a Range Incident Report.
6.11.4	Late arrival by athlete If an athlete arrives late for a competition, he may participate but will not be given any extra time. If an athlete arrives after the Preparation and Sighting Time, no additional Sighting time will be given. When it can be proven that an athlete's late arrival was due to circumstances beyond his control, the Jury must grant extra time, including time for Preparation and Sighting if this does not delay the start of the Final or disrupt the overall shooting program. In this case the Jury will determine when and on which firing point the late athlete may start.
6.11.5	Irregular Shots -- Too many shots in an event or position If an athlete in 10m, 50m or 300m event fires more shots in the event or position than are provided for in the program, the extra shot(s) must be annulled on the last competition target(s). If the shot(s) cannot be identified, the highest value shot(s) must be annulled on the last competition target. The athlete must also be penalized by a deduction of two (2) points for each excessive shot fired, deducted from the lowest value shot(s) in the first series.
6.11.6	Crossfires
6.11.6.1	Crossfires of competition shots must be scored as misses.
6.11.6.2	If an athlete fires a Sighting shot on the sighting target of another athlete no penalty is incurred.
6.11.6.3	If an athlete fires a sighting shot on the MATCH target of another athlete, he must be penalized by the deduction of two (2) points from his own score deducted from the first series.
6.11.6.4	If an athlete receives a confirmed crossfire shot and it is impossible to determine which shot is his, he must be credited with the value of the highest undetermined shot.
6.11.6.5	If there are more hits on an athlete's MATCH target than are provided for in the program, and if it is impossible to confirm that another athlete(s) fired the shot(s), the hit(s) of the highest value must be nullified.
6.11.6.6	If an athlete wishes to disclaim a shot on his target, he must report this immediately to a Range Officer.
6.11.6.7	If the Range Officer confirms that the athlete did not fire the disputed shot(s), he must make the necessary entry on a Range Incident Report and on the Range Register and the shot must be annulled.
6.11.6.8	If the Range Officer cannot confirm beyond all reasonable doubt that the athlete did not fire the disputed shot(s), the shot(s) must be credited to the athlete and must be so recorded.
6.11.6.9	The following must be considered as reasons to justify the annulment of a shot: a) If a range official or Register Keeper confirms by his observation of the athlete and the target that the athlete did not fire the shot; b) If a missed shot is reported by another athlete or Register Keeper or other range official at approximately the same time, and from within the neighboring two or three firing points.

6.11.7	<p>Disturbances</p> <p>If an athlete claims that he was disturbed while firing a shot, he must keep his gun pointed downrange and immediately inform the Range Officer or Jury Member. He must not disturb other athletes. If the claim is considered justified, the shot(s) must be annulled and the athlete may repeat the shot(s) or series. If the claim is not considered justified, the shot(s) must be credited to the athlete and he may continue shooting; no penalty will be applied.</p>
6.11.8	<p>Special Competition Regulations</p> <ul style="list-style-type: none"> a) During the Preparation and Sighting Times for all competitions, announcements and/or visual displays may be used to inform spectators about the event. During Preparation and Sighting and Match Firing Times for Elimination and Qualification, music may be played. Music must be played during Finals (6.17.1.11). b) It is not permitted to put any substance on the floor of the Firing Point to gain an unfair advantage or to wipe the firing point without permission; c) It is not permitted to place non-removable tape or draw lines with a permanent marker on the floor; d) No one may change or modify any range structure or equipment. e) Smoking is prohibited in all areas used by athletes and officials as well as in the spectator areas of the ranges; f) The use of mobile telephones, walkie-talkies, pagers or similar devices by athletes, coaches and team officials while on the field of play is prohibited. All mobile phones etc. must be switched off or placed on silent mode; g) Flash photography is prohibited until after competitions are completed; and h) Notices must be displayed to inform spectators that mobile phones must be placed on silent mode, that smoking is not permitted and that flash photography is prohibited until competitions are completed.
6.12	<p>RULES OF CONDUCT FOR ATHLETES AND OFFICIALS</p>
6.12.1	<p>No type of demonstration or political, religious or racial propaganda is permitted during ISSF Championships. <u>See 2022 NCAA Rules Modification document for NCAA exception.</u></p>
6.12.2	<p>Each team must have a Team Leader who is responsible for maintaining discipline within the team. An athlete may be appointed as a Team Leader. The Team Leader must cooperate with competition officials at all times in the interest of safety, efficient conduct of the competition and good sportsmanship.</p>
6.12.3	<p>The Team Leader is responsible for:</p> <ul style="list-style-type: none"> a) Completing the necessary entries with accurate information and submitting them to appropriate officials within designated time limits; b) Being familiar with the program; c) Having team members report, ready to shoot, at designated firing points, at the correct times, with approved equipment; d) Checking scores and file protests, if necessary; e) Observing preliminary and official bulletins, scores and announcements; f) Receiving official information and requests and pass them on to team members; and g) Representing the team at all official activities.
6.12.4	<p>The Athlete is responsible for:</p> <ul style="list-style-type: none"> a) Reporting to his firing point, ready to shoot, at the correct time, with equipment that complies with these rules; b) Taking his firing position on his designated firing point so that he does not disturb adjacent athletes; and c) Conducting himself so that he does not disturb or adversely affect the performances of other athletes. An athlete whose behavior or actions, in the opinion of the Jury, disturbs other athletes may be given a warning, penalty or disqualification depending upon the circumstances.

6.12.5	Coaching During Any Event
6.12.5.1	In all events, non-verbal coaching is allowed. In 50m Three-Position Finals, verbal coaching is allowed only during changeover times. While on the firing line, an athlete may speak only with Jury Members or range officials. Coaching during training is permitted, but such coaching must not disturb other athletes.
6.12.5.2	If an athlete wishes to speak with his Coach or Team Official during an Elimination or Qualification, the athlete must unload his gun and leave it in a safe condition on the firing line with the action open and a safety flag inserted. An athlete may leave the firing line only after notifying a Range Officer and without disturbing other athletes.
6.12.5.3	If a coach or team official wishes to speak with a team member on the firing line, the team official must not contact the athlete directly or talk with the athlete while he is on the firing line. The team official must obtain permission from a Range Officer or Jury Member, who will call the athlete off of the firing line.
6.12.5.4	If a team official or athlete violates the rules concerning coaching, a warning must be issued the first time. In repeated cases, two (2) points must be deducted from the athlete's score and the team official must leave the vicinity of the firing line.
6.12.6	Penalties for Rule Violations
USAS 6.12.6.1	At USA Shooting sanctioned competitions, warnings may be expressed verbally without showing a card.
6.12.6.1	Deciding Open and Concealed Violations The Jury must decide violations according to these standards: a) In the case of an open violation of the Rules, a Warning (Yellow Card) must first be given so the athlete may have an opportunity to correct the fault. Whenever possible, the warning should be given during training or the Preparation and Sighting Time. If the athlete does not correct the fault as instructed by the Jury, two (2) points must be deducted from his score. If the athlete still does not correct the fault after receiving a Deduction (Green Card) , Disqualification (Red Card) (DSQ) must be imposed; or b) In the case of a concealed violation of the Rules, when the fault is deliberately concealed, Disqualification (Red Card) (DSQ) must be imposed; or c) If, when asked to give an explanation for an incident, an athlete consciously and knowingly gives false information , two (2) points must be deducted or in serious cases, disqualification may be imposed.
6.12.6.2	In cases of the violation of ISSF Rules or the instructions of Range Officers or Jury, the following penalties may be imposed on the athlete by a Jury Member or the Jury. a) Warning (Yellow Card) . A warning must be expressed in terms that will leave no doubt that it is a Warning and the yellow card must be shown. However, it is not necessary to precede other penalties with a warning. This must be recorded on a Range Incident Report and noted on the Range Register. A warning may be given by an individual Jury Member; b) Deduction (Green Card) . Deduction of points from the score, expressed by a minimum of two (2) Jury Members, showing a Green Card with the word " Deduction ". This must be recorded on a Range Incident Report Form, marked on the printer strip, and noted on the Range Register. A deduction may be given by an individual Jury Member; and c) Disqualification (Red Card) (DSQ) . An athlete must be disqualified for failure to pass a post-competition check (6.7.9.1). Disqualification for any other reason may only be given by the decision of a majority of the Jury. The disqualification of an athlete is expressed by the Jury by showing a Red Card with the word " Disqualification ". If an athlete is disqualified during any phase of an event (Elimination, Qualification or Final), the results for that athlete for all phases of that event must be deleted and the athlete must be listed at the end of the results list with an explanation regarding why the athlete was disqualified. d) Unsportsmanlike Behavior (DQB) . If an athlete is disqualified for an anti-doping violation, for a serious safety violation or for the physical abuse of a competition official or another athlete (Rule 6.12.6.4) as decided by a majority of the Jury, all results for that athlete for all events in the Championship must be deleted and the explanation(s) must indicate DQB.

	<ul style="list-style-type: none"> e) Penalties should be expressed both with a verbal explanation and with the display of yellow, green or red cards. The size of penalty cards should be approximately 70 mm x 100 mm. f) A team, of which a member has been disqualified, must not be ranked and must be shown in the result list with the remark "DSQ." g) When there is a penalty or disqualification, a Jury Member must provide or approve remarks for the Results Lists to explain the penalty or disqualification.
6.12.6.3	Serious Safety Violations
	<ul style="list-style-type: none"> a) If the Jury determines that an athlete has handled a gun or violated a safety rule in a dangerous manner, the athlete must be disqualified (DSQ) (see 6.2.2).
6.12.6.4	Physical Abuse of a Competition Official or Athlete
	<p>An athlete or team official who makes physical contact with a Jury Member, Referee, Range Officer, other competition official or another athlete by grasping, pushing, shoving, striking or similar means may be excluded from further participation in a Championship. Any such act of physical abuse must be reported to the Chairman of the Jury responsible for supervising that area of activity. One or more witnesses or physical evidence must confirm the act of alleged abuse. The Jury must then decide whether the athlete or team official may be excluded from that Championship. A decision to exclude may be appealed to the Jury of Appeal (6.16.6). If the Jury or Jury of Appeal concludes that the act of abuse was of such a serious nature that further sanctions are warranted, they may, in addition to excluding the athlete or team official from the current championship also refer the case to the ISSF Ethics Committee (3.12.3.5, Annex "CE") for further consideration.</p>
6.13	MALFUNCTIONS
6.13.1	A malfunction occurs when a gun fails to fire a projectile when the trigger is pulled.
6.13.2	Malfunctions may be either ALLOWABLE or NON-ALLOWABLE.
6.13.2.1	Allowable Malfunctions ARE:
	<ul style="list-style-type: none"> a) A cartridge fails to fire; b) A bullet or pellet is lodged in the barrel; or c) The gun fails to fire or function properly and the trigger mechanism has been released
6.13.2.2	NON-ALLOWABLE MALFUNCTIONS are:
	<ul style="list-style-type: none"> a) The athlete has opened the action of his gun; b) The safety was engaged; c) The athlete did not properly load his gun; d) The athlete did not pull the trigger; or e) The malfunction is due to any cause that could reasonably have been corrected by the athlete.
6.13.3	If an athlete has a gun or ammunition malfunction, he may repair it and continue shooting or, if the malfunction was an ALLOWABLE malfunction, he may continue shooting with another gun of the same type and caliber that complies with these rules. The replacement rifle will be subject to targeted testing.
6.13.4	No extra competition time is allowed to repair or replace a gun after any malfunction in 10m, 50m and 300m Rifle or Pistol Elimination or Qualification Rounds, but the Jury may allow an athlete to fire additional sighting shots after repairing a malfunctioning gun if the malfunction was ALLOWABLE.
6.14	SCORING AND RESULTS PROCEDURES (See USAS/ISSF rules for complete version)
6.15	TIE-BREAKING (See 2022 NCAA Rules Modification document for NCAA exceptions)
6.15.1	Individual Ties in 10m, 25m, 50m and 300m Events
	<p>All tied scores will be broken for 10m, 25m, 50m and 300m events by applying the following Rules:</p> <ul style="list-style-type: none"> a) The highest number of inner tens; b) The highest score of the last ten (10) shot series working backward by 10-shot series in full ring scoring (not inner tens or decimals) until the tie is broken;

	<ul style="list-style-type: none"> c) If any ties remain, scores will be compared on a shot-by-shot basis using inner tens (i. e. an inner ten outranks a 10 that is not an inner ten) beginning with the last shot, then the next to the last shot, etc.; d) If any ties remain, and EST are used, scores will be compared on a shot-by-shot basis using decimal ring scores beginning with the last shot, then the next to the last shot, etc.; e) If any ties remain, the athletes must have the same ranking and must be listed in Latin alphabetical order using the athlete's family name unless there is a tie to enter the Finals; and f) When decimal scoring is used for 10m Air Rifle or 50m Rifle Prone Elimination or Qualification events, ties will be broken by the highest score of the last ten shot series, etc. (decimal scores) and then by comparing decimal scores on a shot-by-shot basis beginning with the last shot, then the next to the last shot, etc.
6.15.2	Shotgun Events
6.15.3	Running Target Events
6.15.4	Ties in Olympic Events with Finals If there is a tie to be eligible for the Finals from the Qualification Round, the tie will be broken by Rule 6.15.1A.
6.15.5	Ties in Team Events (See 2022 NCAA Rules Modification document for NCAA exceptions) Ties in team events, including ties in the Qualification stage of Mixed Team events, must be decided by totaling the results of all members of a team and following the procedures for breaking individual ties.
6.16	PROTESTS AND APPEALS (See USAS/ISSF rules for complete version)
6.16.1	All Protests and Appeals are to be decided in accordance with ISSF Rules.
6.16.2	Verbal Protests
6.16.2.1	Any athlete or team official has the right to protest a condition of the competition, decision or action of a competition official immediately and verbally to a Referee, Range Officer or Jury Member on the following matters: <ul style="list-style-type: none"> a) An athlete or team official considers that the ISSF Rules or the competition program were not followed in conducting the competition; b) An athlete or team official does not agree with a decision or action by a competition official, Referee, Range Officer or Jury Member; c) An athlete was impeded or disturbed by other athlete(s), competition official(s), spectator(s), member(s) of the media or other person(s) or cause(s); d) An athlete had a long interruption in shooting caused by range equipment failure, the clarification of irregularities or other cause(s); and e) An athlete had irregularities regarding shooting times, including shooting times that were too short.
6.16.2.2	Referees, Range Officers and Jury Members must consider verbal protests immediately. They may take immediate action to correct the situation or refer the protest to the full Jury for a decision. In such cases, a Referee, Range Officer or Jury Member may stop the shooting temporarily if necessary.
6.16.3	Written Protests (See USAS/ISSF rules for complete version)
6.16.4	Protest Fees (See USAS/ISSF rules for complete version)
6.16.5	Scoring Protests Decisions by the RTS Jury on the value or the number of shots on a target are final and may not be appealed.
6.16.5.1	Scoring Protest Time All scoring or results protests must be submitted within 10 minutes after Preliminary Results are posted on the Range Scoreboard (Rule 6.4.2.i). The time when the Scoring Protest Time ends must be shown on the Range Scoreboard, when Preliminary Results are posted. The location to which any score protest must be made must be published in the Official Program.



2022 USA Shooting Rules for 50m Rifle and 10m Air Rifle.
Adapted for use in NCAA rifle competitions



6.16.5.2	EST Score Protests If an athlete protests the value of an indicated shot on an EST, the protest will only be accepted when it is made before the next shot or series (25m events) is fired or within three (3) minutes after the last shot, however, this requirement does not apply in case of a failure of the paper or rubber band to advance or other target failures. a) If a protest is made concerning the value of a shot, the athlete will be requested to fire another shot at the end of the competition, so that this extra shot may be counted if the protest is upheld and the correct value of the disputed shot cannot be determined; b) If the RTS Jury determines that a protested shot scores within two (2) decimal rings of the value of an indicated shot, the protest must not be upheld; c) If the protest concerning a shot value, other than zero (0) or failure to register, is not upheld, a two (2) point penalty from the score of the disputed shot will be awarded and the protest fee must be paid; d) The team official or athlete has the right to know the resolution of the disputed shot; and e) Shots on 50m EST with an indicated value of 9.5 or higher may not be protested in Elimination or Qualification Rounds; and f) Score protests regarding the value or number of shots are not permitted in Finals (Rule 6.17.1.7).
6.16.6	Appeals (See USAS/ISSF rules for complete version)
6.17	FINALS IN OLYMPIC RIFLE AND PISTOL EVENTS (See USAS/ISSF rules for complete version)
6.18	RIFLE AND PISTOL MIXED TEAM EVENTS (See USAS/ISSF rules for complete version)
6.19	FORMS (See USAS/ISSF rules for complete version)
6.20	The ISSF Dress Code (See USAS/ISSF rules for complete version)
ANNEX	Rules for paper targets. Page #366 in ISSF rule book

6.21	INDEX
	10m Events – Specific Rules for 10m Air Gun Events 6.11.2
	10m Indoor Air Gun Ranges 6.4.3.3.c
	10m Ranges – Firing Point Standards 6.4.10
	10m Ranges – Light Measurements 6.4.14
	10m Ranges – Target Equipment 6.4.10.c
	10m Running Target – Electronic Scoring Targets 6.4.16.2
	50m Ranges - Firing Point Standards 6.4.9
	Additional Sighting Shots – Malfunction 6.13.4
	Aiming Exercises 6.11.1.1.f
	Allowable Malfunctions 6.13.2.1
	Alteration of a Gun or Equipment 6.7.9.4
	Annulment of a Shot 6.11.6.9
	Annulment of a Shot – The Athlete did not fire: Confirmed 6.11.6.9.a
	Annulment of a Shot – The Shot is reported by another Athlete 6.11.6.9.b
	Appropriate Dress for a Public Event – Clothing Regulations 6.17.1.3
	Blinders 6.7.8
	Camouflage 6.19.10
	Changing from Sighting to MATCH Shots 6.10.4
	Changing or Refilling – Gas or Air Cylinder 6.11.2.3
	Clothing and Equipment 6.7
	Clothing Regulations – Appropriate Dress 6.7.6



2022 USA Shooting Rules for 50m Rifle and 10m Air Rifle. Adapted for use in NCAA rifle competitions



Coaching during any Event	6.12.5
Commands LOAD / START - UNLOAD / STOP	6.2.3.1
Common Range Standards	6.4.3
Communication Services on the Range	6.4.2.q
Complaint concerning Failure to register or display a Shot (EST)	6.10.8
Complaint during Sighting Shots	6.10.5
Concealed Violation	6.12.6.1.b
Crossfires	6.11.6
Crossfires – Annulment of a Shot	6.11.6.7
Crossfires – Determination of a confirmed Crossfire	6.11.6.4
Crossfires – Determination of a not-confirmed Crossfire	6.11.6.5
Crossfires – Disclaim a Crossfire	6.11.6.6
Crossfires – Not confirmed by the Range Officer	6.11.6.8
Crossfires – Scoring	6.11.6.1
Crossfires – Sighting Shot on a MATCH Target of another Athlete	6.11.6.3
Crossfires – Sighting Shot on a Sighting Target of another Athlete	6.11.6.2
Crossfires – The Athlete did not fire: confirmed by the Range Officer	6.11.6.7
Cylinder Validity Date	6.2.4.2
Deduction	6.12.6.2.b
Deduction from the Score	6.14.7
Deduction of Points – False Information	6.12.6.1.c
Deduction of Points – Release of Propellant prior to Preparation Time	6.11.2.1
Deduction of Points – Shot(s) before the Command START	6.11.1.1.i
Deductions – Too many Shots in Event or Position	6.11.5
Deviations of Specifications	6.4.1.10
Disqualification	6.12.6.2.c
Disqualification – Physical Abuse of Official or Athlete	6.12.6.4
Disqualification – Serious Safety Violations	6.12.6.3
Disturbances	6.11.7
Disturbing other Athletes	6.12.4
Dress Code	6.7.5 / 6.19
Dress Code – Prohibited Items	6.19.3
Dry Firing	6.2.4.1
Dry Firing – Definition	6.2.4.1
Electronic Devices	6.7.4.4
Electronic Scoring Targets – Checked by the Technical Delegate	6.3.2.8
Electronic Scoring Targets – Responsibility of the Athlete	6.10.4
Electronic Scoring Targets (EST)	6.3.2
Electronic Scoring Targets changing to MATCH by Range Officials	6.10.4.b
Equipment and Competition Clothing	6.7
Equipment Control – Examination before using the Equipment	6.7.6.1
Equipment Control – Information of Athletes and Team Officials	6.7.6.2.a
Equipment Control – Instruments – Shoe Sole Flexibility Device	6.5.3
Equipment Control – Instruments – Stiffness Measurement Device	6.5.2
Equipment Control – Instruments – Thickness Measurement Device	6.5.1
Equipment Control – Instruments, Gauges	6.5
Equipment Control – Marking of Equipment and Guns	6.7.6.2.e
Equipment Control Procedure	6.7.6.2
Equipment Control – Register of Equipment	6.7.6.2.f
Equipment Control – Responsibility of the Athlete	6.7.2
Equipment Control – Unfair Advantage over others	6.7.1

2022 USA Shooting Rules adapted for NCAA Rifle Competitions. For the complete version of current USA Shooting rules go to <http://www.usashooting.org/>. Reprinted with permission of USA Shooting.



2022 USA Shooting Rules for 50m Rifle and 10m Air Rifle. Adapted for use in NCAA rifle competitions



Equipment Control – Validity “one Time only” EC	6.7.6.2.e
Equipment Control in Interest of Safety	6.2.1.6
EST Score Protest	6.16.5.2
EST Technical Officers	6.10.1
Examination by the jury – Extra Shot when shot fails to register	6.10.9.3
Examination of Electronic Scoring Targets	6.3.2.8
Examination of Equipment, Guns, Positions during Competition	6.8.5
Extra Shot – Annuling of the last Shot fired (extra to the Competition)	6.10.9.3.d
Extra Shot – Directed to fire an aimed Shot	6.10.9.3
Extra Shot – Not registered and displayed on the Monitor	6.10.10.4
Extra Shot – Registered and displayed on the Monitor	6.10.9.3
Eye Protection	6.2.6
Failure of a single Target	6.10.9.2
Failure of all Targets on a Range	6.10.9.1
Failure of all Targets on a Range – Competition Procedure	6.10.9.1
Failure of Electronic Scoring Target Systems 10m and 50m	6.10.9
Failure of the Paper or Rubber Band	6.10.6
False Information	6.12.6.1.c
Field of Play	6.11.8.f
Firing after the Command UNLOAD / STOP	6.2.3.5
Firing before the Command LOAD / START	6.2.3.5
Firing Line	6.4.3.2
Firing Line – Marking and Measurement	6.4.5.4
Firing Point – Substances	6.11.8.b
Firing Points – Equipment	6.4.11.10
Flash Photography when forbidden	6.11.8.g
Gas / CO2 Cylinder – Athletes Responsibility – validity date	6.7.6.2.g
Gas or Air Cylinder – Changing or Refilling	6.11.2.3
Gauges and Instruments	6.5
General Firing Point Standards	6.4.7
General Target Requirements	6.3.1
General Target Standards	6.3
Gun Handling Rules	6.2.2
Handling of Guns – After STOP	6.2.3.6
Handling of Guns – Removing of Guns from the Firing Line	6.2.2.1
Handling of Guns	6.2.2
Hearing Protection	6.2.5
Height of Targets	6.4.6.1
Horizontal Variations for Firing Points	6.4.6.3
Horizontal Variations for Target Centers	6.4.6.2
Individual Tie – All Ties to be broken	6.15.1
Individual Ties	6.15.1
Indoor Range – Light Measuring	6.4.14.2 / .3
Indoor Range – Light Requirements (Lux)	6.4.14
Inspection of Ranges by the Technical Delegate	6.4.1.9
Interruptions	6.11.3
Irregular Shots 10m, 50m and 300m	6.11.5
Knowledge of the Rules	6.1.2.e
Late Arrival of Athlete	6.11.4
Left-handed / Right-handed	6.1.2.g
Light Measuring on Indoor Ranges	6.4.14.2 / .3

2022 USA Shooting Rules adapted for NCAA Rifle Competitions. For the complete version of current USA Shooting rules go to <http://www.usashooting.org/>. Reprinted with permission of USA Shooting.



2022 USA Shooting Rules for 50m Rifle and 10m Air Rifle.

Adapted for use in NCAA rifle competitions



Light Requirements on Indoor Ranges	6.4.14
Line of Targets – Parallel to Firing Line	6.4.3.2
Load - Definition	6.2.3.4
Load – More than one Pellet loaded	6.11.2.4
Loading of Guns	6.2.3.2
Malfunction – If Allowable, Additional Sighting Shots	6.13.4
Malfunctions of Guns / Ammunition	6.13
Miss – Not fired Shots	6.11.1.2.f
Mobile Telephones	6.11.8.f/6.7.4.4
Mobile Telephones – Notices Informing Restrictions	6.11.8.h
Monitor – Visibility	6.10.4.d
Move to a Reserve Position	6.10.9.2.a
Moving to another Firing Point	6.10.9.4
Music during Competitions	6.11.8.a
Non Allowable Malfunctions	6.13.2.2
Non Verbal Coaching	6.12.5.1
Not fired Shots	6.11.1.2.f
Notification of Failure to register or display a Shot (EST)	6.10.9.3
Numbering of Target Frames and Firing Points	6.4.3.6
Numbering of Targets	6.4.3.6
Objective and Purpose of ISSF Rules	6.1.1
Officials, Athletes and Spectator Areas	6.4.1.5
Open Violation	6.12.6.1.a
Pellet – Load only one (1)	6.11.2.4
Penalties for Rule Violations	6.12.6
Physical Abuse of Official or Athlete	6.12.6.4
Post Competition Testing	6.7.9
Preparation Time – Handling Guns, Dry Firing, Aiming Exercises	6.11.1.1.f
Preparation Time – Sighting Targets, Pre-Competition Checks	6.11.1.1
Procedure for Examination of Electronic Scoring Targets	6.10.8
Propaganda	6.12.1
Protest concerning the Shot-Value on Electronic Scoring Targets	6.10.7
Protests – Verbal	6.16.2
Protests – Written Protests	6.16.3
Protests and Appeals	6.16
Put down a Gun	6.2.2.4
Questioned Shot – Scoring	6.10.9.3
Questioned Shot not located	6.10.9.3.e
Range Commands	6.2.3
Range Standards	6.4
Ranges and Other Facilities	6.4
Ready to shoot – Athlete to report on time	6.12.4.a
Release of Propellant Charge after MATCH Firing starts	6.11.2.2
Repair or replace a Gun	6.13.3
Replace or repair a Gun – No extra Time, but additional Sighting Shots	6.13.4
Responsibility of Range Officials LOAD / START - UNLOAD / STOP	6.2.3.1
Responsibility of the Athlete	6.12.4
Responsibility of the Athlete - Equipment	6.7.2
Resume Shooting after STOP	6.2.3.6
Right-handed / Left-handed	6.1.2.g
Rule Violations – Penalties	6.12.6.2



2022 USA Shooting Rules for 50m Rifle and 10m Air Rifle. Adapted for use in NCAA rifle competitions



Rules for all Rifle and 10m and 50m Pistol Events	6.11.1
Rules of conduct for Athletes and Officials	6.12
Safety	6.2
Safety Flags	6.2.2.2
Safety of Athletes, Range Officials, Spectators	6.2.1.3
Safety of Ranges	6.2.1.2
Safety Rules - General	6.2.1
Serious Safety Violations	6.12.6.3
Scope of Technical Rules	6.1.3
Scoring Protests	6.10.7
Scoring Protests – Electronic Scoring Targets	6.10.7
Scoring Protests – Electronic Scoring Targets: 2 Points DEDUCTION	6.16.5.2.c
Shadow on Targets	6.4.3.1
Shoe Sole Flexibility Measuring Device	6.5.3
Shooting Distances	6.4.5
Shooting Distances - Measurement	6.4.5.1
Shooting Mats	6.4.7.2.b
Shooting Tables	6.4.7.1
Shot Fails to Register	6.10.9.3
Shot(s) after the Command STOP	6.11.1.3
Shot(s) before the Command START	6.11.1.1.i
Shots out of the Area of the Control Sheet	6.3.5.5
Side Blinders	6.7.8.1
Sighters – Match Changing done by the Target Officer	6.11.1.1.k
Sighting Shots	6.11.1.1
Sighting Shots after the first Competition Shot	6.11.1.2.c
Sighting Shots before the first Competition Shot	6.11.1.1
Smoking	6.11.8.e
Sound Producing / Reducing Devices	6.7.4.3
Special Devices – Clothing	6.7.4.2
Spirit and Intent of the ISSF Rules	6.8.13
Start of Match Firing	6.11.1.2
Stiffness Measuring Device	6.5.2
Stop Command	6.11.1.3
Stop Firing more than 3 Minutes	6.11.3.1
Stop Firing more than 5 Minutes or Moving to another Firing Point	6.11.3.2
Stop Shooting by Jury Member / Range Officer in Interest of Safety	6.2.1.5
Substances – Put on the Firing Point	6.11.8.b
Substitute Gun – Malfunction	6.13.3
Tape on Firing Point	6.11.8.c
Target Centre Locations	6.4.6
Target Control Systems	6.3.5
Targeted Testing	6.7.9.4
Target Line	6.4.5.4
Target Officer – Electronic Scoring Targets	6.10.2
Team Ties	6.15.5
Thickness Measuring Device	6.5.1
Testing of Guns (Function Test)	6.4.11.11
Threat to the Safety of others on a Shooting Range	6.2.1.4
Tie-Breaking – Count backward	6.15.1.b
Tie-Breaking – General	6.15



2022 USA Shooting Rules for 50m Rifle and 10m Air Rifle.
Adapted for use in NCAA rifle competitions



Tie-Breaking – Individuals	6.15.1
Ties in Olympic Events with Finals	6.15.4
Time Extension by the Jury – Marking on the Incident Report	6.11.3.2.b
Time Extension by the Jury – Moving to another Firing Point	6.11.3.2
Time Extension by the Jury – Stop Firing more than 5 Minutes	6.11.3.2
Too many Shots in an Event or Position	6.11.5
Training – General	6.6.3
Transfer the Values of excessive Shots – Count back Situation	6.11.5
Unfair Advantage over others	6.7.1
Unsportsmanlike Behavior	6.12.6.2.d
Verbal Protests	6.16.2
Verifying the Safety of Guns	6.2.2.4
Violation of Safety Rules in a Dangerous Manner	6.12.6.3
Violations – Concealed	6.12.6.1.b
Violations – Open	6.12.6.1.a
Warning	6.12.6.2.a
Wrist Worn Devices	6.7.4.4
Written Protests	6.16.3

Click on any Image to go to that site.



NCAA Rifle Dashboard
www.ncaarifle.org



NCAA Rules of the Game



RIFLE RULES

FOR

50m Rifle

10m Air Rifle

CHAPTERS		
7.1	<u>GENERAL</u>	29
7.2	<u>SAFETY</u>	29
7.3	<u>RANGE AND TARGET STANDARDS</u>	29
7.4	<u>RIFLES AND AMMUNITION</u>	29
7.5	<u>CLOTHING REGULATIONS</u>	35
7.6	<u>SHOOTING EVENT PROCEDURES AND COMPETITION RULES</u>	42
7.7	<u>RIFLE EVENTS</u>	43
7.8	<u>INDEX</u>	46

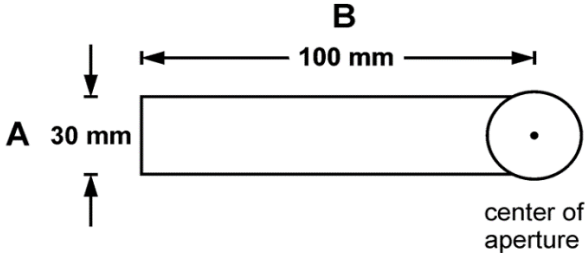
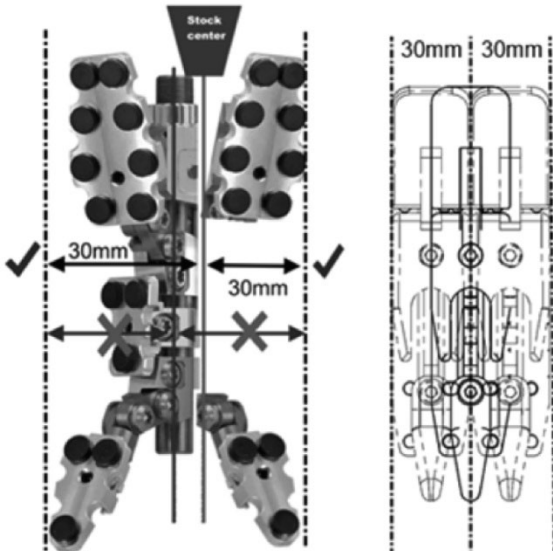
NOTE:

Where figures and tables contain specific information, these have the same authority as the numbered rules.

Tip: Ctrl and F key to activate search.

Send reportable errors to NCAA rules editor Newt Engle at mengle@uakron.edu

7.1	GENERAL
7.1.1	These Rules are part of the ISSF Technical Rules and apply to all Rifle events.
7.1.2	All athletes, team leaders and officials must be familiar with the ISSF Rules and must ensure that these Rules are enforced. It is the responsibility of each athlete to comply with the Rules.
7.1.3	When a Rule refers to right-handed athletes, the reverse of that Rule refers to left-handed athletes
7.1.4	Unless a Rule applies specifically to a men's or a women's event, it must apply uniformly to both men's and women's events
7.2	SAFETY IS OF PARAMOUNT IMPORTANCE ISSF Safety Rules are found in the General Technical Rules, Rule 6.2
7.3	RANGE AND TARGET STANDARDS Target and target standards are found in Rule 6.3. Requirements for ranges and other facilities are found in Rule 6.4.
7.4	RIFLES AND AMMUNITION
7.4.1	Standards for All Rifles
7.4.1.1	Single Loader Rifles. Only single shot rifles that must be manually loaded before each shot may be used.
7.4.1.2	One Rifle Per Event. Only one (1) rifle is allowed to be used in the Elimination, Qualification and Finals Rounds of one (1) event. The action, barrel and stock may not be exchanged, except that a detachable butt-stock may be exchanged. Accessories attached to the action, barrel or stock may be exchanged. A rifle that becomes disabled may be replaced according to Rule 6.13.3, if the Jury approves.
7.4.1.3	Movement or Oscillation Reduction Systems. Any device, mechanism or system that actively reduces, slows or minimizes rifle oscillations or movements before the shot is released is prohibited.
7.4.1.4	Pistol Grips. The pistol grip for the right hand must be constructed in such a way that it does not rest on the sling or on the left arm.
7.4.1.5	Barrels and extension tubes must not be perforated in any way. Compensators and muzzle brakes on rifles are prohibited. Any construction or device inside the barrel or tubes, other than rifling and chambering for the cartridge or pellet, is prohibited.
7.4.1.6	Sights a) The front or rear sights may have light or tinted lenses or a polarizing filter, but the sights may not have any system of lenses; b) No Light enhancing system, optical sight, optical system or telescope may be attached to the rifle; c) A single corrective lens may be attached to the rear sight only; or the athlete may wear corrective or tinted lenses; d) Any aiming device programmed to activate the firing mechanism is prohibited;

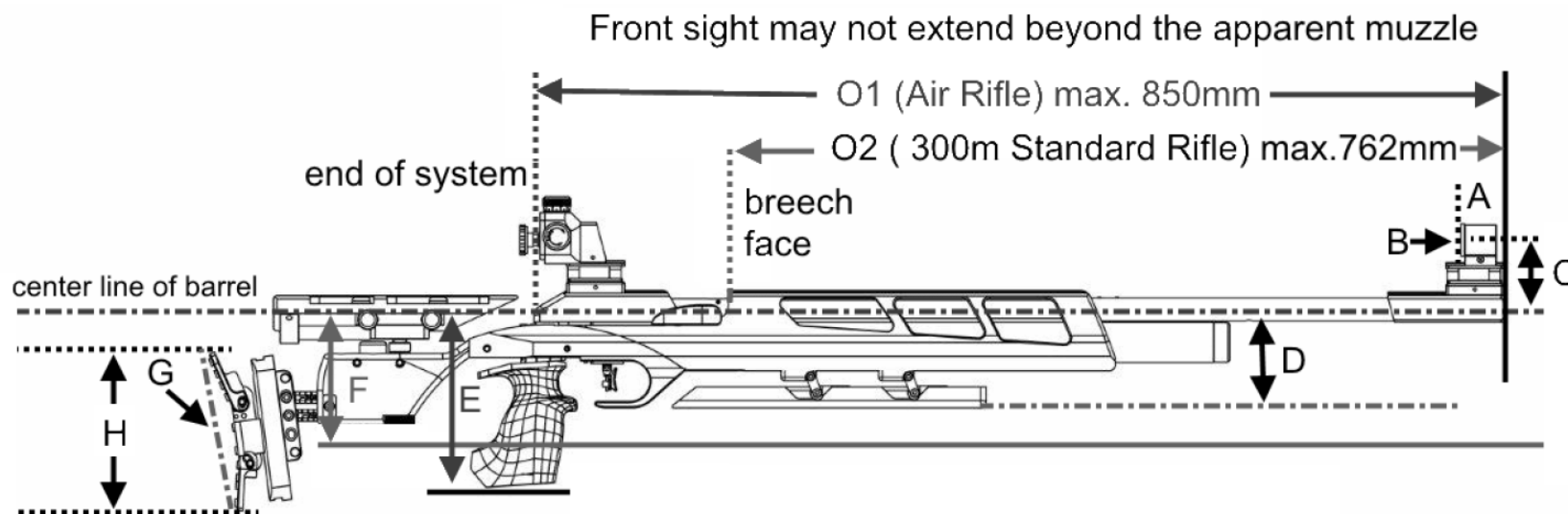
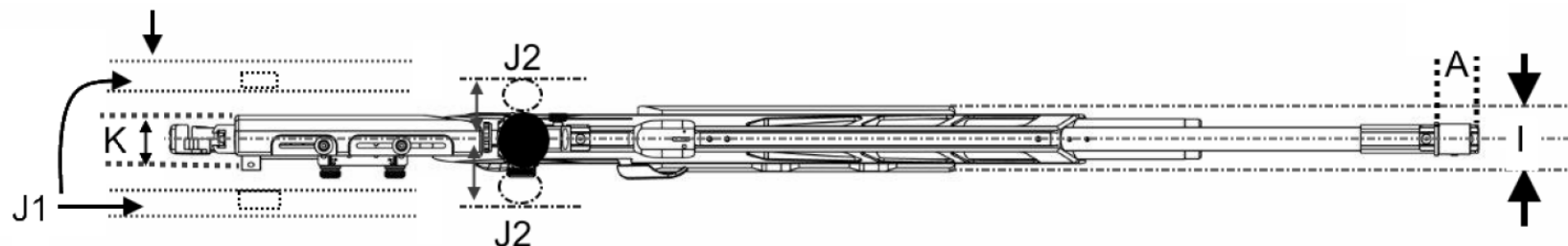
<p>7.4.1.6</p>	<p>e) A blinder may be attached to the rifle or to the rear sight. The blinder must not be more than 30 mm deep (A) nor extend further than 100 mm (B) from the center of the rear sight aperture on the side of the non-aiming eye. A blinder must not be used on the side of the aiming eye; and a prism or mirror device may be used when shooting from the right shoulder while aiming with the left eye, providing it does not have a magnifying lens system. It must not be used when shooting from the right shoulder when using the right eye.</p> <p>Rear Sight Blinder</p>  <p>The diagram shows a rectangular blinder with a circular aperture on its right side. Dimension A is the depth of the blinder, labeled as 30 mm. Dimension B is the distance from the center of the aperture to the left edge of the blinder, labeled as 100 mm. The center of the aperture is marked with a dot and labeled 'center of aperture'.</p>
<p>7.4.1.7</p>	<p>Electronic triggers are allowed providing:</p> <ul style="list-style-type: none"> a) All components are firmly attached to and contained within the action or stock of the rifle so that the battery and wires are not visible externally; b) The trigger is operated by the right hand of a right-handed or the left hand of a left-handed athlete; c) All components are included when the rifle is submitted for inspection by Equipment Control; and d) The rifle with all components installed complies with the rules governing dimensions and weight for that event.
<p>7.4.2</p>	<p>Standards for 300m Standard Rifle and 10m Air Rifle Measurements stated in this rule are also illustrated in the RIFLE MEASUREMENTS DIAGRAM, 7.4.4.1 and in the RIFLE MEASUREMENTS TABLE, 7.4.4.2.</p>
<p>7.4.2.1</p>	<p>The butt plate may be adjustable up or down. The butt plate may be offset to the right or left of the butt-stock center <u>OR</u> the butt-plate may be turned on its vertical axis. If a multi-part butt plate is used, ALL parts of the butt plate must be offset or turned in the same direction from the butt-stock center. No part of the butt plate (outer edges) may extend more than 30 mm from the butt stock center-line. The butt stock center line is a vertical line that is perpendicular to the center-line of the bore.</p>  <p>The diagram shows two views of a rifle buttstock. The left view shows a multi-part butt plate with a central vertical line labeled 'Stock center'. Two horizontal arrows indicate that the outer edges of the butt plate must not extend more than 30 mm to the left or right of this center line. Checkmarks are placed at the 30mm limits, and 'X' marks indicate that the butt plate cannot be offset further. The right view shows a single-piece butt plate with similar 30mm offset limits indicated by vertical dashed lines and horizontal arrows.</p>

7.4.2.2	A thumb hole, thumb rest, palm rest, heel rest and spirit level are prohibited. A heel rest is any protrusion or extension on the front or side of the pistol grip designed to prevent the hand from slipping. The pistol grip, cheek-piece or lower part of the stock may not be anatomically formed.
7.4.2.3	The pistol grip must not extend laterally (to the side) more than 60 mm from a vertical plane that is perpendicular to the centerline of the barrel.
7.4.2.4	The lowest point of the butt-stock, between the pistol grip and the butt-plate, may not be more than 140 mm below the center-line of the bore. This limit does not apply to wooden stocked rifles.
7.4.2.5	The lowest point of the fore-end may not be more than 120 mm below the centerline of the bore.
7.4.2.6	Material that gives increased grip may not be added to the fore-end, pistol grip or lower part of the stock.
7.4.2.7	<p>Weights (Air Rifle)</p> <ul style="list-style-type: none"> a) Barrel weights within a radius of 30 mm from the center of the barrel are permitted. Barrel weights may be moved along the barrel; b) Any devices or weights projecting downward or outward (laterally) from the butt-stock are prohibited; c) Any devices or weights projecting forward or laterally from the lower part of the butt plate are prohibited. d) A weight may be attached to any part of the rifle, but the weight must be within the fundamental shape of the stock. Weights in the butt-stock area cannot extend further to the rear than a line that is perpendicular to the deepest point of the butt-plate. Weights cannot protrude out from the stock; and e) Taping of any kind may not be used to attach weights to the rifle.
7.4.3	Standards for 300m Standard Rifle Only (See listing in USA Shooting/ISSF rule book)
7.4.4	<p>Standards for 10m Air Rifle Only</p> <p>Any type of compressed air or gas rifle that conforms to the specifications in the Rifle Measurements Table and the following additional restrictions:</p> <ul style="list-style-type: none"> a) The total length of the air rifle system measured from the back end of the mechanism to the apparent muzzle must not exceed 850 mm; and b) The front sight may not extend beyond the apparent muzzle.
7.4.4.1	Rifle Measurements Diagrams (Continued on Next Page)

Tip: Ctrl and F key to activate search.

Send reportable errors to NCAA rules editor Newt Engle at mengle@uakron.edu

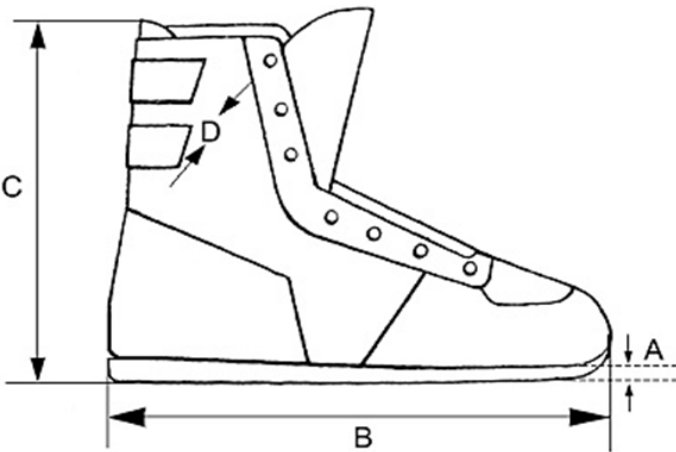
7.4.4.1 Rifle Measurements Diagrams



7.4.4.2 Rifle Measurements Table		
Measurements for Dimensions C, D, E, F, J1, J2 and K, are from the Center line of the Barrel		
Key	RIFLE FEATURE	Air Rifle
A	Length of front sight tunnel	50 mm
B	Diameter of front sight tunnel	25 mm
C	Distance from center of the front sight ring or top of post to center of bore	60 mm
D	Depth of fore-end	120 mm
E	Lowest point of pistol grip	160 mm
F	Lowest point of butt-stock between the pistol grip and the butt plate (does not apply to wooden stocked rifles)	140 mm
G	Depth of curve of butt plate	20 mm
H	Heel to toe length of butt plate	153 mm
I	Maximum thickness (breadth) of fore-end	60 mm
J1	Maximum distance of cheek piece from a vertical plane perpendicular to the center line of the barrel	40 mm
J2	Maximum distance of any part of the pistol grip from a vertical plane perpendicular to the center line of barrel	60 mm
K	Offset of the butt plate as measured from the left or right edge of the butt-plate to butt-stock center (axis of butt plate must be vertical, 7.4.2.1)	30 mm
L	Trigger weight	Free
M	Weight with sights	5.5 kg
N	The front sight must not extend beyond the apparent muzzle of the rifle	Must not extend
O1	Air Rifle: Total length of the Air Rifle system	850 mm

<p>7.4.5</p>	<p>Standards for 50m Rifles All rifles chambered for rim fire 5.6 mm (.22" cal.) long rifle cartridges are permitted:</p> <ul style="list-style-type: none"> a) The weight of the rifle for men and women may not exceed 8.0 kg with all accessories used including palm rest and hand stop; b) Weights on or in the lower part of the stock or butt-stock, may not extend horizontally (laterally) further from the centerline of the barrel than the distance of the maximum extension of the cheek-piece from the centerline of the barrel; c) Weights cannot extend further to the rear than a line perpendicular to the deepest point in the butt-plate; d) Weights attached to the butt-stock must be rigidly attached and may not be taped to the butt-stock; e) Weights on the rifle fore-end may extend no lower than 90 mm below the centerline of the barrel and not further forward than 700 mm from the back (rear) end of the system; and f) The lowest point on the butt-stock may not extend down more than 140 mm from the centerline of the bore. This limit does not apply to wooden stocked rifles
<p>7.4.5.1</p>	<p>Hook Butt Plate</p> <ul style="list-style-type: none"> a) A hook butt plate that complies with the following restrictions may be used; b) The butt hook projecting rearward from the bottom of the butt plate must not extend more than 153 mm (A) past the rear of a line that is perpendicular to a line drawn through the axis of the bore of the rifle, and that is tangent to the deepest part of the butt plate depression that normally rests against the shoulder; c) The butt hook projecting from the bottom of the butt plate must have a total outside length around any curve or bend of not more than 178 mm (B); d) The top projection of the butt plate must not extend more than 25 mm to the rear of this perpendicular line; and e) Any devices or weights projecting forward or laterally from the lower portion of the butt plate are prohibited.
<p>7.4.5.2</p>	<p>Palm Rests A palm rest is any removable attachment or extension below the fore-end that aids the support of the rifle by the forward hand. Such extensions must not extend more than 200 mm below the center line of the barrel.</p>
<p>7.4.5.3</p>	<p>Pistol Grips No part of the pistol grip may be extended or constructed in any way that would allow it to touch or support the back of the hand or the wrist.</p>
<p>7.5</p>	<p>CLOTHING REGULATIONS See the General Technical Rules for general standards regarding clothing and the testing of clothing (Rule 6.7).</p>
<p>7.5.1</p>	<p>General Standards for Rifle Clothing</p>

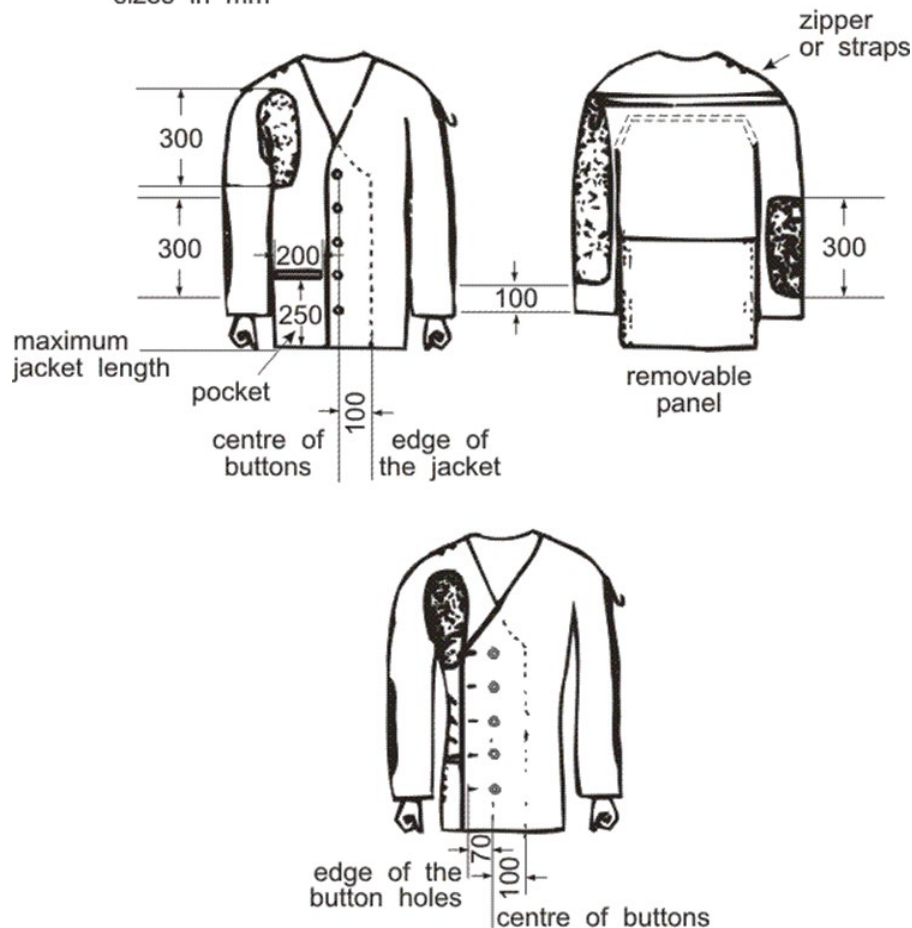
7.5.1.1	All shooting jackets, shooting trousers and shooting gloves must be made of flexible material that does not materially change its physical characteristics, that is, become stiffer, thicker or harder, under commonly accepted shooting conditions. All lining, padding and reinforcements must meet the same specifications. Any lining or padding must not be quilted, cross-stitched, glued or otherwise affixed to the outer clothing layer other than at normal tailoring points. All lining or padding must be measured as a part of the clothing.						
7.5.1.2	Only one (1) shooting jacket and only one (1) pair of shooting trousers may be used by each athlete in all Rifle events in any ISSF Championship. All rifle shooting jackets and shooting trousers must have a seal with a unique serial number issued by ISSF Equipment Control and registered in an ISSF database. Athletes with jackets or trousers that do not have a seal must bring them to Equipment Control to have a seal attached and registered in the ISSF database. Only one jacket and one trouser may be registered to each athlete. Athletes with more than one jacket or trousers with ISSF seals must inform the ISSF Equipment Control which item will be used in future competitions and only one seal per item will remain. Athletes that change jackets or trousers or any with no seal (new or changed) must bring them to Equipment Control to obtain a seal and retire the previous seal (6.7.6.2.e). When an athlete is selected for post-competition testing, the test must confirm that the seal number registered to that athlete was the seal number on the clothing used by that athlete.						
7.5.1.3	Ordinary athletic type training trousers or normal athletic type training shoes may be worn in any event or position. If shorts are worn during competitions, the bottom of the leg must be no more than 15 cm above the center of the kneecap. Sandals of any type may not be worn.						
7.5.1.4	Athletes are responsible for ensuring that all items of clothing used by them comply with these Rules. The Equipment Control Section must be open to make voluntary inspections of athletes' clothing from the Official Training day until the last day of Rifle competition and athletes are encouraged to bring their rifle clothing items for an Equipment Control check before the competitions to be sure they comply with these Rules. In preparing jackets and trousers for competitions, athletes must make allowances for any measurement variations that may occur because of changes in temperature, humidity or other environment conditions.						
7.5.1.5	Post-competition checks will be made of all Rifle clothing items after Elimination and Qualification Round competitions to ensure compliance (6.7.9).						
7.5.2	Clothing Measurement Standards						
7.5.2.1	Clothing Thickness Standards Table Rifle competition clothing must comply with these thickness measurement standards:						
	Measurement Location	Thickness	Jackets	Trousers	Shoes	Gloves	Under-wear
	Normal	Single	2.5 mm	2.5 mm	4.0 mm	—	2.5 mm
	Normal	Double	5.0 mm	5.0 mm	—	—	5.0 mm
	Normal	Total	—	—	—	12.0 mm	—
	Reinforcements	Single	10.0 mm	10.0 mm	—	—	—
	Reinforcements	Double	20.0 mm	20.0 mm	—	—	—
No measurement greater than the thickness measurement standards in the chart may be approved. (zero tolerance).							
7.5.2.2	Stiffness Measurement Standards Rifle competition clothing must comply with these stiffness measurement standards:						
	a) If the measuring cylinder is depressed at least 3.0 mm, the material is acceptable;						
	b) If a measurement below 3.0 mm is displayed, the material is too stiff. No measurement below the minimum measurement of 3.0 mm may be approved; and						
	c) Every part of the jacket or trousers must be capable of being measured with the 60 mm measuring cylinder. If a part is too small for normal testing (no flat area 60 mm or larger), measuring must be done over the seams.						

7.5.2.3	Shoe Sole Flexibility Standard The soles of athletes' shoes must bend at least 22.5 degrees when a force of 15 Newton-Meters is applied to the heel area while the boot or shoe is clamped in the testing device. (See Rule 6.5.3).
7.5.3	Shooting Shoes Normal street type or light athletic shoes are permitted in all positions. Special shooting shoes not exceeding the following specifications may be worn only in 10m and 50m and 300m 3 Positions events. Special shooting shoes must not be worn in Rifle Prone events:
7.5.3.1	The material of the upper part (above the line of the sole) must be of soft, flexible, pliable material, not thicker than 4 mm, including all linings, when measured on any flat surfaces such as point D in the Shooting Shoe Measurements Table (7.5.3.6).
7.5.3.2	The shoe sole must be constructed of the same material that is flexible in the entire forward part of the foot. Athletes may use removable inner soles or inserts in their shoes, but any inserts must also be flexible in the forward part of the foot.
7.5.3.3	To demonstrate that soles are flexible, athletes must walk normally (heel-toe) at all times while on the FOP. A warning will be given for the first offense, a two-point penalty and disqualification will be given for subsequent violations.
7.5.3.4	The height of the shoe from the floor to the highest point (Dimension C, Shooting Shoe Measurement Table) must not exceed two thirds (2/3) of the length.
7.5.3.5	If an athlete wears shoes, they must be a matched pair externally.
7.5.3.6	Shooting Shoe Measurements Table Athletes shoes must not exceed the maximum dimensions shown in the drawing and chart: 
A.	Maximum thickness of sole at the toe: 10 mm.
B.	Overall length of shoe: According to size of wearer's foot.
C.	Maximum height of shoe: Not to exceed two-thirds (2/3) length of B.
D.	Upper part of shoe material maximum thickness 4 mm.
The shoe sole must follow the external curvature of the shoe and may not extend more than 5.0 mm beyond the external dimensions of the shoe at any point. Toes or heels may not be cut square or flat.	
7.5.4	Shooting Jacket
7.5.4.1	The body and sleeves of the jacket, including the lining, must not exceed 2.5 mm in single thickness and 5.0 mm in double thickness at any point where flat surfaces may be measured. The jacket must not be longer than the bottom of the balled fist. (see Shooting Jacket Measurements , 7.5.4.9).
7.5.4.2	Closure of the jacket must be only by non-adjustable means e.g. buttons or zippers. The jacket must not overlap more than 100 mm at the closure (see Jacket Table). The jacket must hang loosely on the wearer. To determine this, the jacket must be capable of being overlapped beyond the normal closure by at least 70 mm, measured from the center of the button to the outside edge

	of the button hole. The measurement will be taken with the arms at the sides. A measurement must be made with an overlap gauge with a tension of 6.0 kg to 8.0 kg. The area surrounding the button hole is limited to a maximum of 12 mm, and this area may exceed the permitted 2.5 mm thickness.
7.5.4.3	All straps, laces, bindings, seams, stitching or devices which may be construed as artificial support are prohibited. However, it is permitted to have one (1) zipper or not more than two (2) straps to take up loose material in the area of the shoulder pad (see Shooting Jacket Measurements , 7.5.4.9). No other zipper or other closing or tightening device is permitted other than those specified in these Rules and Diagrams.
7.5.4.4	The construction of the back panel may include more than one (1) piece of material provided this construction does not stiffen or reduce the flexibility of the jacket. All parts of the back panel must comply with the thickness maximum of 2.5 mm and the stiffness minimum of 3.0 mm.
7.5.4.5	The construction of the side panel may not place any seam or seams under the elbow of the support arm in the standing position within a seam-free zone that extends 70 mm above the tip of the elbow and 20 mm below the tip of the elbow. This must be checked with the athlete wearing the jacket fully closed and while holding the rifle in the standing position.
7.5.4.6	The athlete must be capable of fully extending both arms (straighten sleeves) while wearing the buttoned jacket. In the prone and kneeling positions, the sleeve of the shooting jacket must not extend beyond the wrist of the arm on which the sling is attached. The sleeve must not be placed between the hand or glove and the fore-end of the stock when the athlete is in the shooting position.
7.5.4.7	No Velcro, sticky substance, liquid, or spray may be applied to the outside or inside of the jacket, pads or shoes and/or floor or equipment. Roughening the material of the jacket is permitted. Violations will be penalized according to the Rules.
7.5.4.8	Shooting jackets may have reinforcement patches added only to their outside surfaces subject to the following limitations: <ul style="list-style-type: none"> a) Maximum thickness, including jacket material and all linings: 10 mm single thickness or 20 mm when measured as a double thickness; b) Reinforcement may be added on both elbows but must not extend to more than half (1/2) of the circumference of the sleeve. On the arm which holds the sling, the reinforcement may extend from the upper arm to a point 100 mm from the end of the sleeve. The reinforcement on the opposite arm may have a maximum length of 300 mm; c) Only one (1) hook, loop, button or similar device may be fastened to the outside of the sleeve or shoulder seam on the sling arm to prevent the sling from sliding; d) Reinforcement on the shoulder where the butt plate rests must not be longer than 300 mm in the longest dimension (see rule 7.5.4.9); e) All inside pockets are prohibited; and f) One (1) external pocket is permitted, located on the right front side (left front side for left hand athletes) of the jacket. The maximum size of the pocket is 250 mm high from the lower edge of the jacket and 200 mm wide.

7.5.4.9 Shooting Jacket Measurements:

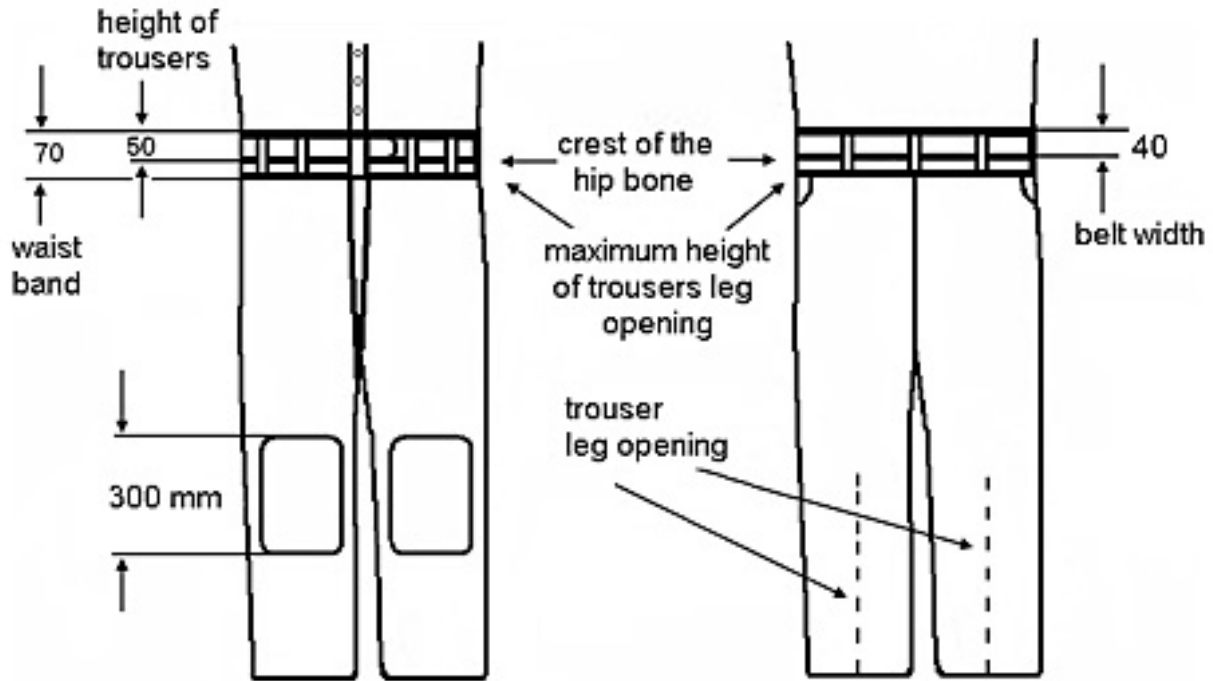
Shooting jackets must comply with the specifications shown in the drawing:
sizes in mm





7.5.5	Shooting Trousers
7.5.5.1	<p>The trousers, including the lining, must not exceed 2.5 mm in single thickness and 5 mm in double thickness at any point where flat surfaces may be measured. The top of the trousers must not fit or be worn higher on the body than 50 mm above the crest of the hipbone. All pockets are prohibited. All drawstrings, zippers or fasteners to tighten the trousers around the legs or hips are prohibited. To support the trousers only a normal waist belt not more than 40 mm wide and 3 mm thick or braces (suspenders) may be worn. If a belt is worn in the standing position, the buckle or fastening must not be used to support the left arm or elbow. The belt must not be doubled, tripled etc. under the left arm or elbow. If the trousers have a waistband, it may not be more than 70 mm wide. If the thickness of the waistband exceeds 2.5 mm, a waist belt is not permitted. If a waist belt is not worn, the absolute maximum thickness of the waistband is 3.5 mm. There can be a maximum of seven (7) belt loops, not more than 20mm in width, with at least 80mm between belt loops. The trousers may be closed by one (1) hook and up to five (5) eyes, or up to five (5) adjustable snap fasteners, or similar closure or Velcro that must not be multilayered. Only one (1) type of closure is permitted. A Velcro closure combined with any other closure is prohibited. The trousers must be loose around the legs. If special shooting trousers are not worn, ordinary trousers may be worn providing they do not give artificial support to any part of the body.</p>
7.5.5.2	Zippers, buttons, Velcro or similar non-adjustable fasteners or closures, may be used in the trousers only in the following places:


	<ul style="list-style-type: none"> a) One type of fastener or closure in the front to open and close the trouser fly. The fly must not be lower than the level of the crotch; b) Any holes that cannot be closed are permitted; and c) Only one (1) other fastener is permitted in each trouser leg. The opening (fastener) must not start closer than 70 mm from the top edge of the trousers. It may, however, extend to the bottom of the trouser leg (see Jacket and Trousers Table). One (1) fastener is permitted either in the front of the upper leg or the back of the leg, but not in both places in one (1) leg.
7.5.5.3	Reinforcements may be added to both knees of the trousers. Knee reinforcements may have a maximum length of 300 mm and must not be wider than half the circumference of the trousers leg. The thickness of reinforcement including the trousers material and any linings must not exceed 10 mm in single thickness (20 mm double thickness).
7.5.5.4	Shooting trousers must not be worn in the Rifle Prone events, but they may be worn in the prone stages of Rifle 3 Positions events.
7.5.5.5	Shooting Trousers Measurements

Shooting Trousers must comply with the specifications shown in the drawing:



7.5.6	Shooting Gloves
7.5.6.1	The total thickness must not exceed 12 mm when measuring front and back materials together at any point other than on seams and joints.
7.5.6.2	The glove must not extend more than 50 mm beyond the wrist measured from the center of the wrist knuckle (see drawing). Any strap or other closure device at the wrist is prohibited. However, a portion of the wrist may be elasticated to enable the glove to be put on, but it must leave the glove loose around the wrist.
	<p>The diagram shows a right hand wearing a shooting glove. A vertical line with arrows at both ends indicates a measurement of 50 mm from the center of the wrist knuckle to the end of the glove's cuff. The wrist knuckle is labeled with an arrow pointing to its center. The glove has a textured palm side and a smoother back side.</p>
7.5.7	Undercl
7.5.7.1	Clothing worn under the shooting jacket must not be thicker than 2.5 mm single thickness or 5 mm double thickness. The same applies to all clothing worn under the trousers. Jeans or other ordinary trousers cannot be worn under shooting trousers.
7.5.7.2	Only normal personal undergarments and/or training clothing that does not immobilize or unduly reduce the movement of the athlete's legs, body or arms may be worn under the shooting jacket and/or trousers. Any other undergarments are prohibited.
7.5.8	Equipment and Accessories
7.5.8.1	Spotting Telescopes: The use of telescopes not attached to the rifle to locate shots and judge wind is permitted for 50m events only.
7.5.8.2	Slings: Maximum sling width is 40 mm. The sling must be worn only on the upper part of the left arm and from there be connected to the for-end of the rifle stock. Slings may be attached to the for-end of the rifle at a single point only. The sling must pass along one side of the hand or wrist only. No part of the rifle may touch the sling or any of its attachments except at the sling swivel and hand stop.
7.5.8.3	Rifle Rests: The use of a rifle rest for resting the rifle between shots is permitted providing that no part of the stand is higher than the athlete's shoulders when in the standing position. A stand for resting the rifle must not be placed in front of the shooting table or bench in the standing position. Care must be exercised that while resting the rifle, it does not intrude on the athlete on either side. For safety while the rifle is on the rifle rest, it must be held by the athlete.
7.5.8.4	Shooting Box or Bag: The shooting box or bag must not be placed forward of the athlete's forward shoulder on the firing line, except that in the standing position a shooting box or bag, table, or stand may be used as a rifle rest between shots. The shooting box or bag, table or stand must not be of such size or construction as to interfere with athletes on adjacent points or to constitute a wind break.
7.5.8.5	Kneeling Roll: Only one (1) cylindrically shaped roll is allowed for shooting in the kneeling position. The dimensions are a maximum of 25 cm long and 18 cm in diameter. It must be made of soft and flexible material. Binding or other devices to shape the roll are not permitted.
7.5.8.6	Bipods may be used to support the rifle before and after shooting or during position changes, but bipods, whether fixed or folding, must be removed from the rifle during all MATCH firing times.
7.5.8.7	Kneeling Heel Pad: A separate piece of flexible, compressible material with maximum dimensions of 20 cm x 20 cm may be placed on the heel in the kneeling position. The kneeling heel pad may

	be no thicker than 10mm when compressed with the measuring device used to measure rifle clothing thickness.
7.5.8.8	Visor or Cap: A cap or visor may be worn, but it must not touch or rest on the rear sight (must be visibly free of the sight) while the athlete is shooting. The cap or visor may extend forward of the athlete's forehead no more than 80 mm and may not be worn in a way that makes it a side blinder.
7.6	SHOOTING EVENT PROCEDURES AND COMPETITION RULES
7.6.1	Shooting Positions\
7.6.1.1	Kneeling
	a) The athlete may touch the firing point surface with the toe of the right foot, the right knee and the left foot;
	b) The rifle may be held with both hands and the right shoulder;
	c) The cheek may be placed against the rifle stock;
	d) The left elbow must be supported on the left knee;
	e) The point of the elbow must not be more than 100 mm over or 150 mm behind the point of the knee;
	f) The rifle may be supported by the sling but the for-end behind the left hand must not touch the shooting jacket;
	g) No part of the rifle may touch the sling or its attachments;
	h) The rifle must not touch or rest against any other point or object;
	i) If the kneeling roll is placed under the right foot or ankle, the foot must not be turned at an angle of more than 45 degrees;
	j) If the kneeling roll is not used, the foot may be placed at any angle. This may include placing the side of the foot and the lower leg in contact with the surface of the firing point;
	k) No portion of the upper leg or buttocks may touch the surface of the firing point or shooting mat at any point;
	l) If the athlete uses the shooting mat he may kneel completely on the shooting mat or may have one (1) or two (2) of three (3) points of contact (toe, knee, foot) on the mat. Other articles or padding may not be placed under the right knee;
	m) Only the trousers and underclothing may be worn between the athlete's seat and heel, except that a kneeling heel pad may be used. The jacket or other articles must not be placed between these two (2) points; and
	n) The right hand may not touch the left hand, left arm or the left side of the shooting jacket or sling.
7.6.1.2	Prone
	a) The athlete may lie on the bare surface of the firing point or on the shooting mat;
	b) He may also use the mat by resting his elbows on it.
	c) The body must be extended on the firing point with the head toward the target;
	d) The rifle may be supported by both hands and one shoulder only;
	e) The cheek may be placed against the rifle stock.
	f) The rifle may be supported by the sling, but the for-end behind the left hand must not touch the shooting jacket;
	g) No part of the rifle may touch the sling or its attachments;
	h) The rifle must not touch, or rest against, any other point or object;
	i) Both forearms and sleeves of the shooting jacket forward of the elbow must be visibly raised from the surface of the firing point;
	j) The athlete's sling (left) forearm must form an angle not less than 30 degrees from the horizontal, measured from the axis of the forearm;
	k) The right hand and/or arm may not touch the left arm, shooting jacket or sling; and

	l) Shooting trousers must not be worn in the Rifle Prone events.
7.6.1.3	Standing
	a) The athlete must stand free, without any artificial or other support, with both feet on the firing point surface or on the shooting mat;
	b) The rifle may be held with both hands and the shoulder or the upper arm near the shoulder and the part of the chest immediately adjacent to the right shoulder;
	c) The cheek may be placed against the rifle stock;
	d) The rifle must not touch the jacket or chest beyond the area of the right shoulder;
	e) The left upper arm and elbow may be supported on the chest or on the hip. If a belt is worn the buckle or fastening must not be used to support the left arm or elbow;
	f) The rifle must not touch or rest against any other point or object;
	g) A palm rest may be used but not in 10m Air Rifle events;
	h) A hand stop/sling swivel is not allowed in this position for 10m Air Rifle;
	i) In this position, the use of the sling is prohibited; and
	j) The right hand may not touch the left hand, left arm or the left sleeve of the shooting jacket.

7.7	RIFLE EVENTS: See the RIFLE EVENT TABLE , Rule 7.7.4
7.7.1	50m 3 Positions events must be fired in order: Kneeling – Prone – Standing.
7.7.2	A combined 15-minute Preparation and Sighting period must be provided before MATCH firing starts (Rule 6.11.1.1).
7.7.3	In 3-Position events, after athletes complete the kneeling and prone positions, changing from MATCH to Sighting and back to MATCH is the responsibility of the athlete. Athletes may fire unlimited Sighting shots before starting MATCH firing shots in the prone and standing positions. No additional time is allowed for these Sighting shots. If an athlete inadvertently fails to switch from MATCH to Sighting after changing positions, any shots recorded as extra shots in the previous position must be nullified and the target must be reset to Sighting.



2022 USA Shooting Rules for 50m Rifle and 10m Air Rifle.
Adapted for use in NCAA rifle competitions



7.7.4 RIFLE EVENTS QUALIFICATION TABLE																								
Event	Men/ Women	No. of Shots	Number of Shots Per MATCH Target (paper)	Number of Sighting Targets (paper)	Time: Pit Opera- ted or Tar- get Carriers (when paper tar- gets are used)	Time: Electronic Targets																		
10m Air Rifle	Men or Women	60	1	4	1 hour, 30 minutes	1 hour, 15 minutes																		
10m Mixed Team	Men & Women	2x40	1	4	1 hour	50 Minutes																		
50m Rifle 3 Positions	Men or Women	120	1	4 for each position	3 hours, 15 minutes	2 hours, 45 minutes																		
50m Rifle Prone	Men or Women	60	1	4	1 hour	50 minutes																		
300m Rifle 3 Positions	Men or Women	120	10	1 for each position	3 hours, 30 minutes	3 hours																		
300m Rifle Prone	Men or Women	60	10	1	1 hour, 15 minutes	1 hour																		
300m Standard Rifle 3 Positions	Men	60	10	1 for each position	2 hours, 15 minutes	2 hours																		
<p>Note: The combined Preparation and Sighting Time of 15 minutes must start before the published start time of the event.</p>																								
<p>(USAS Clarification: USAS is adopting the new time limit rules, below is a table of time limits USAS will be using in its sanctioned matches.)</p> <p>Please Note: In USAS sanctioned competitions, the competitors are given a 15 minute preparation time (preparation and dry firing allowed) but all sighting times are included in the designated Stage Time listed in the table below.</p> <p>Because the stage times listed below are a derivation on the ISSF block times, change-over of positions must be accomplished during the Stage Times listed. No additional position change-over time is given.</p>																								
<table border="1"> <thead> <tr> <th>3X40 - 50ft</th> <th></th> <th># of Shots</th> <th>Sighters</th> <th>Time</th> </tr> </thead> <tbody> <tr> <td>Target Carriers</td> <td>Kneel</td> <td>40</td> <td>unlimited</td> <td rowspan="3">3 hr 15 min</td> </tr> <tr> <td></td> <td>Prone</td> <td>40</td> <td>unlimited</td> </tr> <tr> <td></td> <td>Stand</td> <td>40</td> <td>unlimited</td> </tr> </tbody> </table>							3X40 - 50ft		# of Shots	Sighters	Time	Target Carriers	Kneel	40	unlimited	3 hr 15 min		Prone	40	unlimited		Stand	40	unlimited
3X40 - 50ft		# of Shots	Sighters	Time																				
Target Carriers	Kneel	40	unlimited	3 hr 15 min																				
	Prone	40	unlimited																					
	Stand	40	unlimited																					



2022 USA Shooting Rules for 50m Rifle and 10m Air Rifle.
Adapted for use in NCAA rifle competitions



Stationary Target Stands	Hang two ten shot targets	# Shots per Stage	Unlimited during stage time	Stage Time 1/2	# of Stages	Preparation time after target change
	Kneel	20	Unlimited	35/30 min	2	3 min
	Prone	20	Unlimited	25/20 min	2	3 min
	Stand	20	Unlimited	40/35 min	2	3 min
Stationary Target Stands	Hang one ten shot target	# Shots per Stage	Unlimited during stage time	Stage Time 1/2 - 4	# of Stages	Preparation time after target change
	Kneel	10	Unlimited	18/15 min	4	3 min
	Prone	10	Unlimited	13/10 min	4	3 min
	Stand	10	Unlimited	20/17 min	4	3 min
3X20 - 50ft		# of Shots	Sighters	Time		
Target Carriers	Kneel	20	unlimited	2 hr		
	Prone	20	unlimited			
	Stand	20	unlimited			
Stationary Target Stands	Hang two ten shot targets	# Shots per Stage	Unlimited during stage time	Stage Time	# of Stages	Preparation time after target change
	Kneel	20	Unlimited	35 min	1	3 min
	Prone	20	Unlimited	25 min	1	3 min
	Stand	20	Unlimited	40 min	1	3 min
Stationary Target Stands	Hang one ten shot target	# Shots per Stage	Unlimited during stage time	Stage Time 1/2	# of Stages	Preparation time after target change
	Kneel	10	Unlimited	18/15 min	2	3 min
	Prone	10	Unlimited	13/10 min	2	3 min
	Stand	10	Unlimited	20/17 min	2	3 min
Air Rifle		# of Shots	Sighters	Time		
Stationary Target Stands	Hang two ten shot targets	# Shots per Stage	Unlimited during stage time	Stage Time	# of Stages	Preparation time after target change
	Women	20	Unlimited	30 min	2	3 min
	Men	20	Unlimited	30 min	3	3 min
Air Rifle		# of Shots	Sighters	Time		
Stationary Target Stands	Hang one ten shot target	# Shots per Stage	Unlimited during stage time	Stage Time	# of Stages	Preparation time after target change
	Women	10	Unlimited	15 min	4	3 min
	Men	10	Unlimited	15 min	6	3 min

7.7.5 RIFLE SPECIFICATION TABLE					
Event	Maximum weight	Trigger	Maximum Length of the barrel/system	Ammunition	Thumb hole, thumb rest, palm rest, heel rest, spirit level
10m Air Rifle	5.5 kg (Men/Women)	No set trigger	850 mm (system)	4,5 mm (.177")	No
50m Rifle 3 Positions and Prone	8.0 kg (Men/Women)	No restriction	No restriction	5.6 mm (.22") Long Rifle	Yes – palm rest only standing

Note: The rifle must be weighed with all accessories including palm rest or hand stop (if used).

7.8	INDEX	
	10m Air Rifle	7.4.2 / .4
	3 Positions – Change Targets after a Position	7.7.3
	3 Positions – Combined Preparation & Sighting Time	7.7.2
	3 Positions – Firing Order	7.7.1
	50m Rifle	7.4.5
	Accessories and Equipment	7.5.8
	Ammunition	7.4.6
	Application of Rules for all Rifle Events	7.1.1
	Bipod	7.5.8.6
	Blinder – On the Rear Sight	7.4.1.6.e
	Butt Plate – 50m Rifle	7.4.5.1
	Butt Plate – Offset on 300m Standard Rifles / 10m Air Rifles	7.4.2.1
	Caps or Visor	7.5.8.8
	Change a Rifle after disabled	7.4.1.2
	Change or more than one Part of a Rifle per Event	7.4.1.2
	Characteristics of Shooting Clothing	7.5.1.3 / .4
	Check after Competition / Qualification (Rule 6.7.9)	7.5.1.5
	Clothing Regulations	7.5
	Clothing under the Jacket and Trousers	7.5.7
	Clothing Measurement Standards	7.5.2
	Clothing Stiffness Measurement Standards	7.5.2.2
	Clothing Thickness Standards Table	7.5.2.1
	Compensators	7.4.1.5
	Corrective Lenses	7.4.1.6.c
	Device inside Barrels / Tubes	7.4.1.5
	Disabled Rifle	7.4.1.2
	Electronic Triggers	7.4.1.7
	Equipment and Accessories	7.5.8
	General Rifle	7.1
	Hand Heel Rest – 300m Standard Rifle / 10m Air Rifle	7.4.2.2
	Hook – 50m Rifle	7.4.5.1
	Increased Grip Material – 300m Standard Rifle / 10m Air Rifle	7.4.2.6
	Kneeling	7.6.1.1
	Kneeling Heel Pad	7.5.8.7



2022 USA Shooting Rules for 50m Rifle and 10m Air Rifle. Adapted for use in NCAA rifle competitions



Kneeling Roll	7.5.8.5
Knowledge of the Rules	7.1.2
Left-handed Athlete – Right-handed Athlete	7.1.3
Length of Rifle System – 10m Air Rifle	7.4.4.a
Lenses	7.4.1.6
Light Filters	7.4.1.6
Material for Shooting Jackets, Shooting Trousers, Shooting Gloves	7.5.1.1
Men's Events / Women's Events	7.1.4
Movement or Oscillation Reduction Systems	7.4.1.3
Muzzle Brakes	7.4.1.5
Number of Shooting Jackets and Shooting Trousers	7.5.1.2
One Rifle per Event	7.4.1.2
Palm rest – 300m Standard Rifle / 10m Air Rifle	7.4.2.2
Palm rest – 50m Rifle	7.4.5.2
Perforation of Barrels / Tubes	7.4.1.5
Pistol Grip Extension – 300m Standard Rifle / 10m Air Rifle	7.4.2.3
Pistol Grips	7.4.1.4
Pistol Grips – 50m Rifle	7.4.5.3
Positions	7.6.1
Post-Competition Testing (Rule 6.7.9)	7.5.1.2 / .5
Preparation and Sighting Time (Rule 6.11.1.1)	7.7.2
Program Order	7.7.1
Prone	7.6.1.2
Range and Target Standards	7.3
Reinforcements – Shooting Jacket	7.5.4.8
Reinforcements – Shooting Trousers	7.5.5.3
Reinforcements – Clothing Thickness Table	7.5.2.1
Rests – Rifle Rests	7.5.8.3
Rifle Events - See the Rifle Event Table 7.7.4	7.7
Rifle Measurements – 10m Air Rifle	7.4.4
Rifle Measurements Table – 300m Standard Rifle / 10m Air Rifle	7.4.4.2
Rifle Specification Table	7.7.5
Rifles and Ammunition	7.4
Right-handed Athlete – Left-handed Athlete	7.1.3
Safety	7.2
Shooting Box / Shooting Bag	7.5.8.4
Shooting Events Procedures and Competition Rules	7.6
Shooting Gloves	7.5.6
Shooting Gloves – Closure	7.5.6.2
Shooting Gloves – Thickness	7.5.6.1
Shooting Jacket	7.5.4
Shooting Jacket – Artificial Support; Straps, Laces, Stitching, etc.	7.5.4.3
Shooting Jacket – Body, Sleeves, Length	7.5.4.1
Shooting Jacket – Both Arms straighten Sleeves	7.5.4.6
Shooting Jacket – Closure: Non-adjustable	7.5.4.2
Shooting Jacket – Construction of the Back Panel	7.5.4.4
Shooting Jacket – Drawing & Measurements	7.5.4.9
Shooting Jacket – Fastening of Sling	7.5.4.8.c
Shooting Jacket – Loose Material in the Area of the Shoulder	7.5.4.3
Shooting Jacket – Overlapping, Hanging loosely	7.5.4.2

2022 USA Shooting Rules adapted for NCAA Rifle Competitions. For the complete version of current USA Shooting rules go to <http://www.usashooting.org/>. Reprinted with permission of USA Shooting.



2022 USA Shooting Rules for 50m Rifle and 10m Air Rifle. Adapted for use in NCAA rifle competitions



Shooting Jacket – Pocket	7.5.4.8.f
Shooting Jacket – Position of the Sleeve	7.5.4.6
Shooting Jacket – Reinforcements	7.5.4.8
Shooting Jacket – Reinforcements: Butt Plate rest on the Shoulder	7.5.4.8.d
Shooting Jacket – Reinforcements: Elbows	7.5.4.8.b
Shooting Jacket – Reinforcements: Maximum Thickness	7.5.4.8.a
Shooting Jacket – Roughening	7.5.4.7
Shooting Jacket – Side Panel with horizontal Seams	7.5.4.5
Shooting Jacket – Size of Pocket	7.5.4.8.f
Shooting Jacket – Straighten Sleeves	7.5.4.6
Shooting Jacket – Use of sticky Substance, Liquid, etc...	7.5.4.7
Shooting Positions	7.6.1
Shooting Shoes	7.5.3
Shooting Shoes – Flexibility of the Soles	7.5.2.3
Shooting Shoes – Height	7.5.3.4
Shooting Shoes – Inner Soles	7.5.3.2
Shooting Shoes – Matching Pair	7.5.3.5
Shooting Shoes – Material Sole	7.5.3.2
Shooting Shoes – Material upper Part	7.5.3.1
Shooting Shoes – Measurements Table	7.5.3.6
Shooting Shoes – Walking Test	7.5.3.3
Shooting Trousers	7.5.5
Shooting Trousers – Braces (Suspenders)	7.5.5.1
Shooting Trousers – Closure Devices	7.5.5.1
Shooting Trousers – Closure Devices: Trousers Fly	7.5.5.2
Shooting Trousers – Closure Devices: Trousers Leg	7.5.5.2.c
Shooting Trousers – Drawing & Measurements	7.5.5.5
Shooting Trousers – Draw-strings, Zippers, Fasteners	7.5.5.1 / .2
Shooting Trousers – Loose around the Legs	7.5.5.1
Shooting Trousers – Reinforcements	7.5.5.3
Shooting Trousers – Thickness	7.5.5.1
Shooting Trousers – Top of Trousers	7.5.5.1
Shooting Trousers – Waist Band: Wide, Closure Devices	7.5.5.1
Shooting Trousers – Waist Belt	7.5.5.1
Shorts	7.5.1.3
Sights	7.4.1.6
Sights – Lenses, Lenses System, Light Filters	7.4.1.6
Slings	7.5.8.2
Specification Table - Rifle	7.7.5
Spirit Level – 300m Standard Rifle / 10m Air Rifle	7.4.2.2
Spotting Telescopes	7.5.8.1
Standards for 300m Standard Rifle / 10m Air Rifle	7.4.2
Standards for all Rifles	7.4.1
Standing	7.6.1.3
Stiffness of Clothing	7.5.2.2
Telescopes	7.5.8.1
Thickness of clothing	7.5.2.1
Thumb Hole – 300m Standard Rifle / 10m Air Rifle	7.4.2.2
Thumb Rest – 300m Standard Rifle / 10m Air Rifle	7.4.2.2
Underclothing	7.5.7

2022 USA Shooting Rules adapted for NCAA Rifle Competitions. For the complete version of current USA Shooting rules go to <http://www.usashooting.org/>. Reprinted with permission of USA Shooting.



2022 USA Shooting Rules for 50m Rifle and 10m Air Rifle.
Adapted for use in NCAA rifle competitions



Visor or Caps	7.5.8.8
Walking Normally	7.5.3.3
Weights – 300m Standard Rifle / 10m Air Rifle	7.4.2.7

Click on any Image to go to that site.



Click Any Logo to enter that site



Tip: Ctrl and F key to activate search.

Send reportable errors to NCAA rules editor Newt Engle at mengle@uakron.edu

Compiled April 2013 by NCAA Rules Interpreter Newt Engle, revised August 2021