



***RETURN TO CHAMPIONSHIPS
GUIDELINES***



SOFTBALL

NCAA Return to Championships Guidelines – Softball

This document is intended to be consistent with guidance published by the federal government and its corresponding health agencies and otherwise reflective of the best available scientific and medical information available at the time of publication. It is not and should not be used as a substitute for medical or legal advice. Any guidance provided herein should be used in coordination with applicable federal, state and local laws, policies, and guidelines. This document is subject to further revision as available COVID-19 data and information continues to emerge and evolve.

This following set of guidelines has been developed by NCAA Championships & Alliances for the safe Return to Championships. The document has been prepared such that each sport will be able to select the appropriate guidelines for each preliminary round or Championship event based on guidance/direction from:

- NCAA COVID Advisory Panel
- Local, State restrictions at the site of the preliminary or Championship event

The guidelines are further broken into the following segments:

- A. Common Elements
- B. Guidelines for all scenarios
- C. Guidelines for a 'No Fans' scenario
- D. Guidelines for a 'Reduced/Full Capacity' scenario
- E. Sport Specific Guidelines

This document will be the basis for each preliminary round and Championship finals host site. Each sport will select parts A & B together with either part C or D together with their sport specific guidelines to complete the document specific to each preliminary round and Championship finals site.

Table of Contents

Table of Contents	2
Guidelines Change Register	9
Part A - Common Elements for a Return to Championships	10
A1. Acronym List	10
A2. Definitions List	10
A3. Testing	11
A4. Codes of Conduct	12
A4.1. 2021 NCAA Championships Participant Code of Conduct	12
A4.2. Fan Code of Conduct	13
Part B - Guidelines for All Scenarios	15
B1. Facilities	15
B1.1. COVID-19 Tested Zone (CTZ)	15
B1.1.1. Inner CTZ	15
B1.1.2. Outer CTZ	15
B1.1.3. Dedicated Isolation Areas	15
B1.1.4. Access Control	15
B1.1.5. Physical & Visual Barriers	15
B1.1.6. Repairs within the CTZ	16
B1.2. Physical Distancing	16
B1.2.1. Back of House (BOH) Tours	16
B1.2.2. Box Office / Will Call	16
B1.2.3. Concessions / Food Service	16
B1.2.4. Deliveries	16
B1.2.5. Emergency Evacuation	16
B1.2.6. Giveaways / Samples / Activations	17
B1.2.7. Restrooms	17
B1.2.8. Credential Distribution	17
B1.2.9. Security Screening	17
B1.2.10. Staff Distancing	18
B1.2.11. Team Benches	18
B1.3. Signage & Messaging	18

B1.4.	Cleaning	19
B1.4.1.	CTZ Sanitation - Field of Play & Team Areas	19
B1.4.2.	Disinfection Checklist	20
B1.4.3.	Essential Supplies	20
B1.4.4.	High Touch Surfaces	20
B1.4.5.	HVAC Guidance	20
B1.5.	Wellness Screening	20
B1.5.1.	Health Questionnaire	20
B2.	Competition	21
B2.1.	CTZ Implementation	21
B2.2.	Practices	21
B2.2.1.	Closed Practices	21
B2.2.2.	Scheduling Practices	21
B2.3.	Scoring Table	22
B2.4.	Handling Equipment	22
B2.4.1.	Ball Retrieval	22
B2.4.2.	Disinfection of Playing Balls & Equipment	22
B2.4.3.	Interaction with Non-Tested Community (Tier 3 Personnel)	22
B2.5.	Anthems & Presentations	22
B2.6.	Awards Ceremony	22
B2.6.1.	Approved Personnel in CTZ	22
B2.6.2.	Handling of Awards	22
B2.6.3.	Broadcast & Media	23
B2.7.	Drug Testing	23
B2.8.	Pre & Post Game Interaction	23
B3.	Broadcast	23
B3.1.	Announcers & Commentators	23
B3.2.	Camera Positions	23
B3.2.1.	Essential Positions Inside of the CTZ	23
B3.3.	Awards Ceremony Broadcast	23
B3.4.	Broadcast Compound	23
B3.5.	Layout	24
B3.5.1.	Green Room	24

B3.5.2.	Meal Area	24
B3.5.3.	Set Locations	24
B3.6.	Setup & Strike	24
B4.	Meetings	24
B4.1.	Coaches Meeting, Pre-Championship Administrative Meeting	24
B4.2.	Remote Meetings Security Best Practices	25
B5.	Teams	25
B5.1.	Educational Session	25
B5.2.	Hygiene	25
B5.2.1.	Gloves	25
B5.2.2.	Handwashing	25
B5.2.3.	Face Coverings / Masks	25
B5.2.4.	Mouthpieces / Oral Objects	25
B5.3.	Physical Distancing	26
B5.3.1.	During Practices & Competition	26
B5.3.2.	No Autographs	26
B5.3.3.	Outside Practices & Competition	26
B5.4.	Team Health Officer	26
B5.5.	Travel	26
B5.5.1.	Activities	26
B5.5.2.	Airplane	27
B5.5.3.	Bus	27
B5.5.4.	Hotel	27
B5.5.5.	Meals	27
B5.5.6.	Quarantine Locations	27
B6.	Officials	28
B6.1.	Educational Session	28
B6.2.	Hygiene	28
B6.2.1.	Gloves	28
B6.2.2.	Handwashing	28
B6.2.3.	Face Coverings / Masks	28
B6.2.4.	Mouthpieces / Oral Objects	28
B6.3.	Official's Locker Room	28

B6.4. Physical Distancing	28
B6.4.1. During Practices & Competition	28
B6.4.2. Outside Practices & Competition	29
B6.5. Travel	29
B6.5.1. Activities	29
B6.5.2. Airplane	29
B6.5.3. Hotel	29
B6.5.4. Meals	29
B6.5.5. Quarantine Locations	29
B7. Host Site Staff	30
B7.1. Hygiene	30
B7.1.1. Gloves	30
B7.1.2. Handwashing	30
B7.1.3. Face Coverings / Masks	30
B7.2. Physical Distancing	30
B8. Media	30
B8.1. Hygiene	30
B8.1.1. Handwashing	30
B8.1.2. Face Coverings / Masks	30
B8.1.3. Interview(s) & Press Conference(s)	30
B8.2. Physical Distancing	31
Part C - Guidelines for a No Fan Scenario	32
C1. Competition	32
C1.1. Anthems / Live Performances / Recognitions	32
C1.2. Scoring Table	32
C2. Ancillary Events	32
C3. Broadcast	32
C3.1. Camera Positions	32
C4. Media	32
C4.1. Mixed Media Zone	32
C4.2. Photographers	32
Part D - Guidelines for a Reduced/Full Capacity Scenario	33
D1. Ancillary Events	33

D2.	Competition	33
D2.1.	Anthems / Live Performances	33
D2.2.	Scoring Table	33
D3.	Facilities	33
D3.1.	Physical Distancing	33
D3.1.1.	Crowd Flow During Major Movements	33
D3.1.2.	Crowd Flow during Competition	34
D3.1.3.	Crowd Management at Venue Entrances	34
D3.1.4.	Crowd Management at Concessions, Merchandise, & Restrooms	34
D3.1.5.	Spectator Seating Area	34
D3.1.6.	Seating “Kills”	34
D4.	Spectators	35
D4.1.	Event Entry	35
D4.1.1.	Dedicated Entrances	35
D4.1.2.	Face Coverings / Masks	35
D4.1.3.	Timed Arrival	35
D4.1.4.	Parking / Tailgating	35
D4.2.	Physical Distancing	36
D4.2.1.	Concourses & Common Areas	36
D4.2.2.	Spectator Seating Area	36
D4.2.3.	Separate Entry & Exit Locations	36
D4.2.4.	Signage in Common Areas	36
D4.2.5.	Premium Areas	36
D4.2.6.	Restrooms	36
Part E –	Softball Guidelines	37
E1.	Facility Planning	37
E1.1.1.	Team Arrivals	37
E1.1.2.	Team Areas	37
E1.2.	Cleaning and Disinfecting	37
E1.2.1.	Venue Disinfection Checklist	37
E1.3.	Personal Hygiene	37
E1.3.1.	Personal Clothing / Equipment	37
E1.3.2.	Competition Equipment	38

E1.4. CTZ Specifics	38
E1.4.1. Team Rooms in Field House	38
E1.4.2. Locker Rooms behind Dugouts	38
E1.4.3. Dugouts	38
E1.4.4. Field of Play Essential Personnel	38
E1.4.5. Restrictions from Certain Areas	38
E2. Competition Planning	39
E2.1. Handling Equipment	39
E2.1.1. Applying Mud to Softball	39
E2.1.2. Introducing New Softball each Half Inning	39
E2.1.3. Bat Handlers	39
E2.1.4. Batting Practice Equipment / Field Maintenance	39
E2.1.5. Rosin Bags	39
E2.1.6. Softball Cleaning & Disinfection – Manufacturer’s Best Practices	39
E2.2. Bat Testing	40
E2.2.1. Bat Testing Area	40
E2.2.2. Bat Testing Personnel	40
E2.2.3. Bat Testing Procedures	40
E2.3. Dugouts & Bullpens	40
E3. Personnel Planning	40
E3.1. Field Recommendations for Umpires	40
E3.1.1. Face Coverings / Masks and Gloves	40
E3.1.2. Equipment Check before Game	41
E3.1.3. Coaches Meeting	41
E3.1.4. Lineup Changes	41
E3.2. Pre-Tournament Umpire Meeting / Recommendations	41
E3.2.1. Prior	41
E3.2.2. During	41
E3.2.3. Important Note to UIC’s	41
E4. Broadcast	41
E4.1. Main Camera Positions / Wells	41
E4.2. Commentators	42
E4.3. Handheld Cameras	42

E4.4.	Broadcast Interviews	42
E4.5.	Broadcast Access Restrictions	42
E5.	Media	42
E5.1.	Courtesy Handout Images	42
E5.2.	Virtual Interview Area(s)	42
E5.3.	In-Person Interview Area(s)	43
E5.4.	Media Work Room	43
E5.5.	School / Team Photographers	43
E5.6.	Access Restrictions	43
E6.	In-Venue Presentation	43
E6.1.	Introductions	43
E6.2.	Session 9 or 10 - Championship Presentation	43
E6.3.	Awards Ceremony	43
E6.4.	Post Championship Distribution of Apparel	44
E7.	Fan Communication	44
Part F -	Appendices	45
F1.	CTZ Examples	45
F1.1.	Softball - WCWS (Generic)	45
F1.2.	USA Softball Stadium	46
F1.3.	Soccer (Generic)	47
F1.4.	Basketball (Generic)	48
F2.	Essential Personnel List Example	49
F2.1	Softball Division I	49
F3.	Online Links in Document	50

Guidelines Change Register

All changes to this document will be reflected in the table below.

[illegible]

Part A - Common Elements for a Return to Championships

A1. Acronym List

- **ASHRAE** - American Society of Heating, Refrigerating, & Air-Conditioning Engineers
- **CDC** - Centers for Disease Control & Prevention
- **CONOP** - Concept of Operations
- **CTZ** - COVID-19 Tested Zone
- **DFSI** - Drug Free Sport International
- **EPL** - Essential Personnel List
- **HVAC** - Heating Ventilation & Air Conditioning
- **PPE** - Personal Protective Equipment
- **SLCS** - Site Location COVID-19 Study
- **WHO** - World Health Organization

A2. Definitions List

Daily Self Health Evaluations - Health questionnaire completed on a daily basis for all members of the NCAA tested community in the effort of identifying any potential symptoms of COVID-19.

Essential Personnel List - This is a document that is used by NCAA staff when planning for a preliminary round or Championship event to identify essential personnel and their Tier based on their working function and responsibilities in relation to the sport and competition.

COVID-19 Tested Zone (CTZ) - The CTZ is the area of the venue reserved for Tier 1 & Tier 2 tested individuals. The CTZ is made up of two sections called the Inner CTZ (Tier 1 only) and Outer CTZ (Tier 2).

Inner CTZ - Areas within the CTZ accessed by student-athletes, athletic trainers, coaches, officials, and other Tier 1 essential athletics personnel to include (but not limited as needed): Field of Play, Team Bench, Team and Officials Locker Room, Team Bus and additional areas specific to each venue and sport.

Masking and Distancing - All accredited individuals must universally mask and physically distance whenever feasible.

Outer CTZ - Routes to and from the Inner CTZ to include, but not limited to: corridors, hallways, and vomitories, and the desired minimum 20' buffer area surrounding the Field of Play.

Reduced Capacity Checklist - This checklist consists of questions that will assist in identifying any state or location restrictions that may affect the number of spectators that are allowed within the venue at any given time.

Site Location COVID-19 Report - This report is conducted from time to time prior to the event to identify the current status of COVID-19 in the local and regional community at the host site location. This information will assist planning efforts and determine a "No Fan" or "Fan Capacity Scenario".

Team Health Officer - Member of each team's travel party appointed as the main point of contact responsible for ensuring that each student-athlete and staff member adheres to these protocols, including that each person undergoes NCAA defined COVID-19 testing and fulfills each element of Daily Health Monitoring. This individual will also interact daily with the designated testing oversight individual.

Tested Community - All individuals to be accredited as part of an NCAA Championship will be identified as Tier 1, 2 or 3 personnel. Tiers 1 & 2 will be part of the tested community, while Tier 3 are identified as having a working function but not part of the tested community.

Tier 1 Personnel - This is the highest exposure tier and consists of individuals whom physical distancing and face coverings are not possible or effective during athletic training or competition. Examples of relevant individuals include student-athletes, coaches, athletic trainers, physical therapists, medical staff, equipment staff and officials.

Tier 2 Personnel - This is a moderate exposure tier and consists of individuals who come into close contact with Tier 1 individuals but can reasonably maintain physical distance and use face coverings. Examples of relevant individuals include certain team staff (for example, administrators) and certain operational staff (for example, security, event staff and league staff).

Tier 3 Personnel - This is the lowest exposure tier and includes individuals who provide event services but do not come into close contact with Tier 1 individuals (and should this occur, would be reclassified into Tier 2). Examples of relevant individuals include certain operational staff (for example, housekeeping, catering, sanitation and transportation) and media or broadcast workers.

Tier 1, 2 and 3 Personnel - In addition, all Tier 1 and 2 individuals are prohibited from interaction outside of the venue with individuals that are not a part of the tested community. This includes interaction for dining or socializing purposes outside of the venue for all Tier 1, 2 and 3 personnel. Meals should be limited to room service and outdoor dining. All Tier 1, 2, and 3 individuals are asked to strictly adhere to guidelines in an effort to reduce any possible exposure to the best of their abilities. Physical distancing and face coverings should always be practiced when outside of the venue.

Venue Disinfection Checklist - This checklist consists of the locations of high touch surfaces and frequently used equipment for regular disinfection throughout the course of the event and the locations of areas that need a thorough cleaning after different groups of Tier 1 personnel access each. This would also include a quality assurance check, to confirm the necessary cleaning and disinfection has been completed.

A3. Testing

Information related to the NCAA testing program will be provided in a separate document and will be distributed by the Championship Manager prior to the event. This information is continually reviewed and updated by the NCAA COVID-19 Advisory Panel.

A4. Codes of Conduct

A4.1. 2021 NCAA Championships Participant Code of Conduct

The NCAA's top priority is the safety of the student-athletes, coaches, officials, staff, family and fans who may attend our championships. The nature of COVID-19 is such that each of our individual actions affect not only our well-being, but also those of every other person we interact with or every person who uses the same spaces we use.

In order to keep our championships as safe as possible, it is important that every Tier 1 and Tier 2 participant is aware of, and their actions are informed by, the health and hygiene recommendations from the [Centers for Disease Control and Prevention](#) and the [NCAA resocialization documents](#).

Therefore, the following requirements must be followed at all times when a team or individual student-athlete is selected to participate in a 2021 NCAA Championship. The applicable sport committee has full authority with respect to the administration of this championship, including the issuance of sanctions against individuals, as well as any participating team. Failure to comply with COVID-19 requirements may result in sanctions, including but not limited to, elimination from competition or participation in the championship for reckless or gregarious conduct that places others at unnecessary increased risk of exposure to COVID-19. The sport committees will be informed by medical experts in reaching their decision, which shall be immediate and final.

Requirements:

- All individuals in the official travel party will be considered Tier 1 and must be tested and provide documentation prior to traveling to a host/competition site, or meet the criteria for not undergoing COVID-19 testing*. Tier 1 individuals will complete all necessary consents and releases with respect to personal and health information.

**Criteria for COVID-19 testing exemption:*

- Documentation of COVID-19 infection between 14 days following infection up to 90 days following infection. Documentation is either a PCR test, or antigen test with supporting medical record documenting COVID-19 infection.
- Any Tier 1 participant who chooses not to participate in testing for COVID-19 (and does not qualify for a testing exemption) for any reason will be in violation of the protocol, removed from the COVID-19 Tested Zone (CTZ) and will not participate in the championship.
- If a Tier 1 individual tests positive prior to arrival or is determined to be in close contact, that person will be managed by the local public health authority and cannot travel to the host/competition site until their period of isolation or quarantine is completed and local health officials clear the individual to do so.
- It is each institution's responsibility to ensure that each person in the official travel party is COVID-19 negative prior to travel. All teams and individual participants under

consideration for the championship will submit test results on previous positive COVID-19 PCR test within 90 days of the event and/or records of vaccination dates for all members of the official travel party. For individuals who tested positive by antigen only, there must be supporting medical records supporting a clinical diagnosis of COVID-19. All records must be official including the date and location of the test or vaccine.

- Upon arrival at the host/competition site, all Tier 1 individuals who are not exempt from testing will be subject to COVID-19 testing, and any additional testing as directed by the onsite COVID-19 testing coordinator and team health officers.
- When traveling or at a host/competition site, Tier 1 individuals, including student-athletes, must engage only in scheduled team activities. Individual or group trips, appointments, and activities or meetings with individuals who are not a part of the tested community are strictly prohibited. Masking and physical distancing protocols apply to all Tier 1 individuals, including those who have previously contracted COVID-19 within 90 days or already received the COVID-19 vaccine.
- Physical distancing and wearing a mask must be followed at all times when Tier 1 individuals are not within the CTZ at the competition venue, except during actual testing.
- If a Tier 1 participant has close contact (as defined as less than 6 feet of physical distance for 15 cumulative minutes or more) with someone that is not a part of the tested community, they must inform their team health officer and onsite COVID-19 testing coordinator immediately. Additional testing or quarantine may be needed before they can join team activities.
- A Tier 1 individual who believes that any other violation of protocol has occurred (whether their own or another Tier 1 individual) should report the concern immediately to their team health officer.
- Physical distancing and wearing a mask must be used when in the presence of others, including other Tier 1 individuals, except during practice competition and in designated meal areas while eating. Physical distancing and wearing a mask are also expected at all times except in the individual's hotel room or eating and drinking, provided guidelines to do so are followed.

These requirements are necessary to allow Tier 1 individuals to participate safely in the 2021 NCAA Championships. The respective sport committees reserve the right to alter these requirements based on advice of medical experts. If a need to do so arises, the committee will inform Tier 1 participants via email or test communication established prior to the championship.

A4.2. Fan Code of Conduct

The following rules must be followed at all times by fans and spectators while in attendance at an NCAA Championship event. Failure to comply with these rules may result in ejection from the event and venue.

- Fans must wear a face covering or mask at all times.
- Fans must remain physically distant from other families or groups when moving throughout the venue and waiting in a line.

- Fans must remain in their “seating pod” with their family or group and remain physically distanced from others when moving throughout the spectator seating area. Sitting with another group or family is prohibited.
- Fans are not permitted to interact with any student-athletes, coaches, team personnel, or officials (all Tier 1 or Tier 2 personnel) at any time. This also applies to family members of these individuals.
- Student-athlete or team personnel autographs are not permitted.
- Fans are encouraged to review venue health and safety guidelines prior to arrival.

Part B - Guidelines for All Scenarios

B1. Facilities

B1.1. COVID-19 Tested Zone (CTZ)

The CTZ is the area of the venue reserved for Tier 1 & Tier 2 tested individuals. The CTZ is made up of two sections called the Inner CTZ (Tier 1) and Outer CTZ (Tier 2).

B1.1.1. Inner CTZ

The Inner CTZ are areas only accessible to Tier 1 individuals absent extenuating circumstances or emergencies. These areas typically include, but are not limited to: Field of Play, Team Benches, Locker Rooms (Teams and Officials), and Team Buses.

Additional areas may be identified in sport specific plans.

B1.1.2. Outer CTZ

The Outer CTZ are areas accessible to Tier 2 personnel but restricted to all Tier 1 and Tier 3 personnel creating an “outer bubble” for the tested community within the venue. This area consists of routes to and from Inner CTZ locations, buffer areas consisting of the first five (5) rows of the seating area or 20’ from the back of the Team Bench Area.

Additional areas may be identified in sport specific plans.

B1.1.3. Dedicated Isolation Areas

At each host site facility, dedicated isolation areas for individuals exhibiting COVID-19 symptoms should be identified. Separate areas should be established for both the tested and non-tested communities. These locations should be separate from any first aid locations at the facility that are performing first aid services. If an individual exhibits or experiences COVID-19 type symptoms while onsite, medical personnel with proper PPE will escort that individual to the appropriate isolation area to be evaluated.

B1.1.4. Access Control

Staff members should be positioned such that they are not in the path of the student-athletes and coaches to come into proximity, while still close enough to be able to make a positive identification. Staff members should be wearing a cloth face mask to reduce the potential of transmitting the virus.

B1.1.5. Physical & Visual Barriers

Where possible, the first five (5) rows or 20’ minimum from the Field of Play is considered a physically distanced buffer between the seating area and the CTZ. Where applicable, a physical delineator (e.g. tensa barrier, stanchion, or bicycle rack) may be included to ensure physical distancing in these areas. Signage must be included along with the physical delineation to clearly state this area is prohibited to Tier 3 personnel or restricted to Tier 1 and Tier 2 personnel only.

B1.1.6. Repairs within the CTZ

In the event that an exigent repair is needed to be made within the CTZ on equipment critical to the continuation of competition, Tier 3 personnel may enter the CTZ to fix such equipment once all Tier 1 personnel have vacated the area with a minimum of 20' of distance between these parties. Once the work has been completed, any equipment that the Tier 3 personnel have interacted with has been disinfected and the Tier 3 personnel have exited the area, activity or competition may resume.

B1.2. Physical Distancing

B1.2.1. Back of House (BOH) Tours

Back of House (BOH) tours are not permissible when the CTZ is in effect. Any tours that do take place must be monitored by staff at all times to ensure individuals wear face coverings and remain physically distanced at all times.

B1.2.2. Box Office / Will Call

Where possible, a physical barrier (e.g. plexiglass) should be placed between the Box Office / Will Call staff and the attendee. Ideally this location will be in a dedicated room to minimize the exposure between staff and attendees. If applicable, paperless ticketing and cashless transactions are preferred.

B1.2.3. Concessions / Food Service

Coordinate with the Food & Beverage vendor to incorporate COVID-19 specific protective measures related to the preparation and distribution of food throughout the facility. Where possible, consider the utilization of cough guards or plexiglass covering food to reduce the potential for the spread of respiratory droplets. All individuals must remain physically distanced and facilities should include some visual identifiers such as floor markings, signs, stanchions or tensa at all food service areas. Eliminate all self-service and open food containers.

B1.2.4. Deliveries

Deliveries should be contactless, and conducted outside the building when possible and, to the extent possible, stagger scheduled deliveries such that physical distancing can be maintained.

B1.2.5. Emergency Evacuation

Review existing emergency plans to ensure all messaging and response protocols remain effective and achievable in light of current WHO, CDC, state, and local health department guidelines and best practices regarding COVID-19. [For example, if a severe weather plan calls for evacuating fans to concourse areas, evaluate whether current shelter areas can support physical distancing and/or be equipped with personal protective equipment

(PPE) to enhance safe emergency evacuation.]

Emergency evacuation procedures, and shelter in place procedures should include protocols that take COVID-19 requirements into consideration to the extent possible.

B1.2.6. Giveaways / Samples / Activations

If giveaways, samples, or activations are to be provided, the location of these activities must be placed in an area that does not constrict crowd flow or movement. These giveaways or samples must be handled with personnel in face coverings and gloves at all times.

B1.2.7. Restrooms

Dedicated restrooms must be established within the CTZ for Tier 1 personnel use only.

B1.2.8. Credential Distribution

Ensure interface between persons distributing credentials and those persons picking up credentials meets physical distancing and PPE requirements.

B1.2.9. Security Screening

Personnel handling bags and operating equipment should be reminded to sanitize their workstations frequently and wash or sanitize their hands regularly. Personnel handling bags should wear a cloth face mask and should be reminded not to touch their face.

Consider the placement of screening lanes.

- Ensure spacing between lanes meets physical distancing requirements.
- Ensure that mechanisms are in place, (i.e., markers and signage), for all persons waiting in a queue for screening that will direct them to maintain physical distancing requirements.
- Review procedures for screening persons with disabilities who may not be able to be screened with metal detection technology.
- If pat-downs are necessary, either for persons with disabilities or for secondary screening, ensure personnel conducting the pat-down wash or sanitize their hands before and after each pat-down and are reminded to not touch their face. Consider asking the person being screened to turn with their back toward the screener and explain to the person the action is intended to reduce face-to-face proximity.
- Personnel conducting bag searches should wash and sanitize their hands frequently and are reminded not to touch their face.
- If a positive ID is required for credential identification, personnel may ask the person being checked to remove their mask briefly, but the mask should be put back in place as soon as identification is confirmed.
- Divesting bowls/bins should be sanitized after each use or consider single-use disposable bowls/bins.

B1.2.10. Staff Distancing

All facility or production staff should maintain 6' of physical distancing. If space limitations like Control Rooms, Operations Centers, or Press Boxes exist, plexiglass or similar partitions should be installed.

B1.2.11. Team Benches

The area or number of team benches on sidelines must be increased to allow for 6' separation between student-athletes, coaches, and other team personnel in the bench area.

B1.3. Signage & Messaging

The following signage should be posted at all venue entrances and exterior access points:

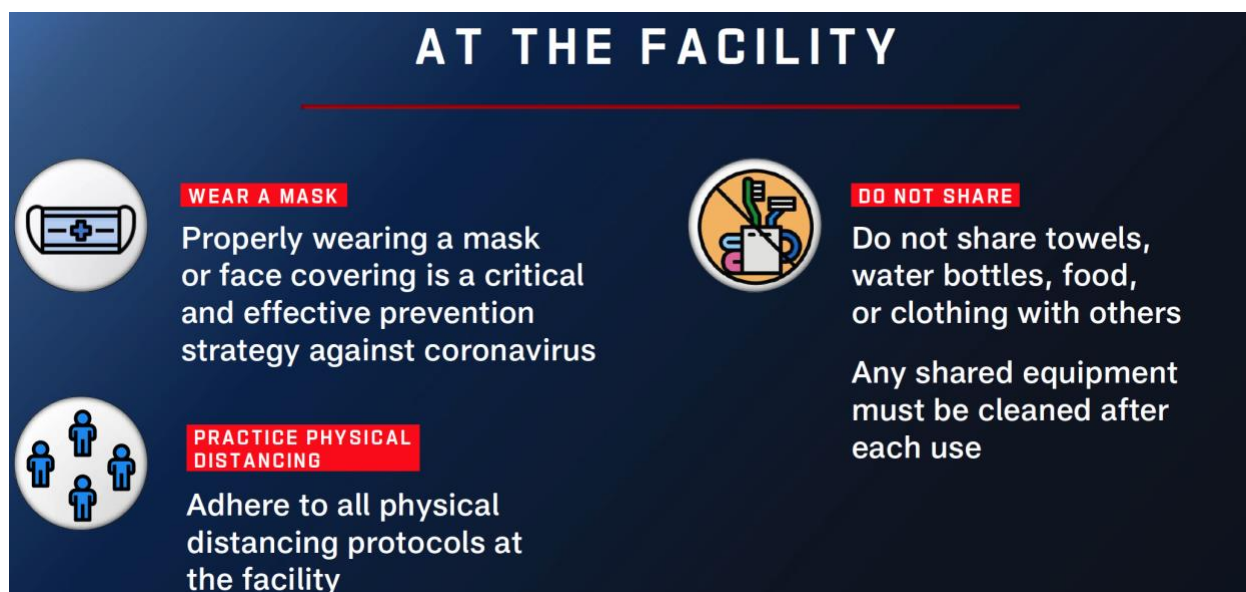
- CDC Guidance to stop the spread of germs.
- CDC Guidance on COVID-19 symptoms.
- Floor markings to promote physical distancing of at least 6'.

The CDC printable signage can be found online in the link [HERE](#).

At all access points to the CTZ, the following signage should be posted in a visible location:

- Restricted Access Only, or similar verbiage to assist staff enforcing access control.
- Staff members should be positioned such that they are not in the path of the student-athletes and coaches to come into proximity, while still close enough to be able to make a positive identification. Staff members should be wearing a cloth face mask to reduce the potential of transmitting virus.

In addition to signage, this messaging should be included in all video and PA announcements. Announcements will be provided by NCAA Communications and distributed via the Championship Manager.



Signage Examples - Site Specific Signage will be produced following NCAA Guidelines.

B1.4. Cleaning

B1.4.1. CTZ Sanitation - Field of Play & Team Areas

The Field of Play and all team areas (e.g. locker rooms) must be thoroughly disinfected between each competition or practice whenever a new team or group is introduced to that area. All items (e.g. benches, chairs, tables, etc.) must also be thoroughly sanitized. All disinfection and sanitization efforts must follow CDC guidelines that can be found online [HERE](#). Any questions should be directed to the NCAA Championship Manager.

B1.4.2. Disinfection Checklist

A checklist and log will be compiled of the aforementioned high touch surfaces and frequently used equipment, including a quality assurance check, to confirm the necessary cleaning and disinfection has been completed.

B1.4.3. Essential Supplies

The following supplies are deemed essential and required in all areas occupied by event personnel:

- Hand sanitizer stations or stands at venue entrances and access points
- Surface disinfectant spray and/or disposable wipes
- Closed bins for garbage and waste with regular removal service
- Disposable gloves
- Disposable facemasks
- Disposable paper towels
- Additional single use towels for teams and officials
- Additional garbage and towel collection bins in all areas for waste
- N95 masks, adequate number for all medical personnel

B1.4.4. High Touch Surfaces

High-touch surfaces, counters, stations, chairs, tools, equipment, and liners must be cleaned and disinfected frequently. For any activity or amenity that the host site organizes for student-athletes and team staff that requires regular cleaning and disinfecting in between each use, the host site will arrange for such services.

B1.4.5. HVAC Guidance

Review and update, if necessary, the facility's HVAC and air filtration/circulation systems. This should be considered in consultation with the host or facility management company's mechanical engineers, as well as any industrial hygienist or environmental health consultant engaged by the host site.

The following source have published recommendations available online for review:

- [CDC and Environmental Protection Agency](#)
- [American Society of Heating, Refrigerating, and Air-Conditioning Engineers \(ASHRAE\)](#)

B1.5. Wellness Screening

B1.5.1. Health Questionnaire

All working, credentialed individuals will need to answer a series of questions prior to entering a facility (preferably via an app). These screening questions will be answered daily to ensure individuals entering the facility are in good health, but also to identify any potential symptoms with an individual or the potential for exposure.

Should any individuals answer yes to any one or more of these questions, they should not be permitted access to the venue and directed to immediately contact their supervisor. Should this be the case for any student-athlete or team staff member, they are required to immediately contact their Team Health Officer.

The questionnaire will be reviewed and updated as guidance changes, the latest information can be found online in the [Resocialization of Collegiate Sport](#) document. The NCAA Championship Manager will provide all staff with access to this questionnaire prior to arrival at the host site.

B2. Competition

B2.1. CTZ Implementation

The COVID-19 Tested Zone or 'CTZ' will be implemented whenever Tier 1 individuals occupy a facility for competition or practice. With the exception of extenuating circumstances or emergencies, host site or facility staff that are not part of the Tier 1 or Tier 2 tested community are not permitted access to the CTZ. In a practice or game setting, these areas include but are not limited to: Field of Play, Team Bench Area, Locker Room (if being used), Team Bus, and route to and from each area.

The first five (5) rows or 20' from the Team Benches or edge of Field of Play is considered a physically distanced buffer from the seating area and rest of the venue. Where applicable, a physical delineator (e.g. tensa barrier, stanchion, or bicycle rack) may be included to ensure physical distancing in these areas. A disinfection / maintenance time will be established each day to allow Tier 3 personnel to access the CTZ when and where no Tier 1 personnel are present. The number of disinfection / maintenance Tier 3 personnel must be kept at a minimum to reduce potential exposure and must always adhere to the established PPE requirements while conducting activities.

B2.2. Practices

B2.2.1. Closed Practices

All practices should be closed. No friends, family, or fans are permitted to watch or engage the team during scheduled practices. Teams should enter and exit the facility together to minimize potential interaction with the non-tested community if they have gathered near entrances and exits to the facility. If the facility permits, teams should be dropped off and picked up as close to the entrance/exit of the facility.

B2.2.2. Scheduling Practices

Each team should have an exclusive time period for practice facility use. Venue staff will thoroughly clean each practice site between scheduled team slots. Individual workouts must also be scheduled, if allowed, at a host practice facility.

B2.3. Scoring Table

The scoring table should be located outside of the CTZ, when possible. Absent extenuating circumstances or emergencies, these individuals must not have close contact with Tier 1 individuals and maintain physical distancing at all times. If interaction of any kind is unavoidable or if the exchange of material or equipment must be shared, those individuals must wear face coverings and single use gloves. A physical barrier such as plexiglass should surround the scoring table if in close proximity to the CTZ.

B2.4. Handling Equipment

B2.4.1. Ball Retrieval

Where possible, the number of individuals tasked with retrieving balls should be reduced as much as possible and deferring to student-athletes on team benches, when applicable. If a playing ball should exit the CTZ, the playing ball must be disinfected in accordance with the Sport Specific guidelines before returning it to the Field of Play.

B2.4.2. Disinfection of Playing Balls & Equipment

All playing balls and equipment to be utilized within the CTZ and Field of Play must be cleaned and disinfected, in accordance with manufacturer's recommendation, prior to the beginning of a competition or practice. Manufacturer recommendations on the process of disinfection for playing balls should be adhered to. Between practices or competitions, janitorial or cleaning personnel must disinfect the entirety of the Inner CTZ including the Field of Play and Team Bench area.

B2.4.3. Interaction with Non-Tested Community (Tier 3 Personnel)

Playing equipment that leaves the playing surface can only be retrieved by a member of the tested community, Tier 1 or Tier 2, within the CTZ. Equipment (playing balls, etc.) that is outside of the CTZ can be retrieved by a Tier 3 individual as long as the equipment is disinfected prior to reintroduction into the CTZ and Field of Play.

B2.5. Anthems & Presentations

Live anthem performers or other presentations and recognitions should take place outside of the CTZ and maintain physical distancing.

B2.6. Awards Ceremony

B2.6.1. Approved Personnel in CTZ

All awards ceremonies must be conducted within the CTZ where only Tier 1 personnel are allowed.

B2.6.2. Handling of Awards

All individuals handling awards must wear a mask and gloves at all times when in close proximity to the awards. Only members of the tested community, Tier 1, may engage in the

awards ceremony and presentation. Physical distancing is encouraged when and where possible out of an abundance of caution.

B2.6.3. Broadcast & Media

Broadcast and Media personnel that are not Tier 1 are not allowed in the CTZ during the awards ceremony. Interaction with members of the teams may take place physically distanced at the press conference or interview area if applicable.

B2.7. Drug Testing

Hosts should reference drug testing requirements in the 2020-2021 NCAA Championship Drug-Testing Site Coordinator Manual.

B2.8. Pre & Post Game Interaction

Handshakes and other pre or post game interactions between opposing teams or student-athletes and Tier 1 personnel should be eliminated. Alternative, safe interactions are allowed (e.g. virtual handshake, high fives, etc.).

B3. Broadcast

B3.1. Announcers & Commentators

Where possible all play-by-play announcers, commentators or reporters should be located outside of the CTZ. If any of these personnel have an essential purpose within the CTZ, contact your NCAA representative to discuss having that individual participate in the COVID-19 testing program and be assigned the appropriate Tier.

B3.2. Camera Positions

B3.2.1. Essential Positions Inside of the CTZ

It is desired to minimize the number of broadcast personnel that require access inside the CTZ. More stringent conditions will exist in a No Fans or Reduced Capacity event. Sport specific personnel will be approved by each NCAA sport representative.

B3.3. Awards Ceremony Broadcast

Only approved Tier 1 personnel identified by the NCAA Championships representative and included on the Essential Personnel List, may have access to the CTZ during the awards ceremony. These individuals must maintain physical distance and no interviews will be permitted during the presentation unless otherwise identified by the NCAA. A headset and microphone may be provided for a remote interview, if only used by one student-athlete and thoroughly sanitized between uses or multiples made available.

B3.4. Broadcast Compound

Unless all broadcast personnel and support staff are part of the tested community, the broadcast compound must be located outside of the CTZ at the host site. Broadcast personnel working in the broadcast compound outside of the CTZ may not be subject to the COVID-19 testing program.

If any broadcast personnel are part of the Tier 1 tested community and the broadcast compound is outside of the CTZ, those personnel must not interact directly with any Tier 2 or Tier 3 personnel. Any broadcast personnel that are part of the Tier 2 tested community must eliminate interaction with Tier 3 broadcast personnel and the broadcast compound. Each broadcast plan will be reviewed by an NCAA representative for approval.

B3.5. Layout

B3.5.1. Green Room

Broadcast green rooms for Tier 3 personnel must be located outside of the CTZ. Should Tier 1 or Tier 2 personnel need access to a Green Room, service to these areas should be considered and discussed with your NCAA representative.

B3.5.2. Meal Area

Broadcast meal areas should be located outside of the CTZ. The food service area should eliminate buffet-style service, utilizing boxed meals or similar options. Cough guards or plexiglass coverings should also be considered for areas where any meal service is distributed. The dining area of this space should be large enough for physical distancing and the number of tables and chairs should account for 6' of separation.

B3.5.3. Set Locations

Wherever possible, broadcast sets should be located outside of the CTZ to reduce the number of individuals that are required to be a part of the tested community. Locations that are typically deployed on or very near to the Field of Play, should consider alternate locations within the venue.

B3.6. Setup & Strike

All setup and strike of broadcast equipment where Tier 3 personnel are required to enter the Inner or Outer CTZ must take place when the CTZ has not been established or is not being enforced and Tier 1 or Tier 2 personnel are not onsite. This will need to be scheduled with your NCAA and/or facility representative to schedule cleaning and disinfection of this equipment.

B4. Meetings

B4.1. Coaches Meeting, Pre-Championship Administrative Meeting

Where possible, meetings should be held virtually utilizing either a teleconference or video call with adequate security measures to ensure integrity. If in-person is unavoidable, the meeting should be limited to essential team personnel (e.g. one coach, the primary team administrator and a member of the sports information staff). The meeting should be held in a large space or outdoors to accommodate for physical distancing with face coverings mandatory.

B4.2. Remote Meetings Security Best Practices

The following measures should be taken when conducting video or teleconference meetings to ensure the security and integrity of the information being shared:

- Share the meeting and login information with participants privately, do not post on websites, public forums, or social media.
- Enable a meeting password when and where possible.
- Enable the Waiting Room feature which allows the Host to manually view and admit participants into the meeting.
- Change sharing option from “All Participants” to “Only Host.”

B5. Teams

B5.1. Educational Session

Prior to arrival at a host site, teams must complete an education and information session to reinforce protocols and directives set forth by the NCAA. This will typically be conducted by the Team Health Officer with direction provided by the NCAA.

B5.2. Hygiene

B5.2.1. Gloves

Any individual staff member (e.g. athletic trainer, physical therapist, massage therapist, EMT) working with a student-athlete or travel party member who has direct physical contact must wear appropriate gloves when doing so. The gloves must be discarded and not reused (or, if appropriate, laundered) after each individual interaction, and following each use the staff member must clean his or her hands.

B5.2.2. Handwashing

All persons involved in an NCAA preliminary round or Championship must continue to clean their hands with soap and water or hydroalcoholic gel frequently. This includes immediately after arriving at a hotel or venue, at least once every hour (unless the individual is only in his or her individual room during this period), before and after each workout, treatment, or meal, after removing gloves, and upon returning to their individual rooms.

B5.2.3. Face Coverings / Masks

All individuals (including student-athletes, team staff, and coaches) must wear face coverings or masks while moving to, from, or throughout the Inner and Outer CTZ of the facility except when:

- on the Field of Play during a practice or competition.
- in their individual rooms.

B5.2.4. Mouthpieces / Oral Objects

Student-athletes and team staff must sterilize any object that will be put into an individual's mouth (e.g. VO2max mouthpiece, whistle) immediately before and after each individual use

and store such items separately. Reusable mouthpieces must not be shared by multiple individuals.

B5.3. Physical Distancing

B5.3.1. During Practices & Competition

In addition to the regular testing program, to reduce the risk of transmission of COVID-19 in the event of an infection, physical distancing rules will continue to apply. Student-athletes may interact with their teammates during team workouts, practices, and competition without being required to maintain physical distance (including when working out or receiving treatment simultaneously). Absent extenuating circumstances or emergencies, only a coach or member of a team's health and performance staff may come within six feet of a student-athlete. When close contact is not required, all staff members must maintain as much distance as possible from others and wear a face covering or mask.

B5.3.2. No Autographs

To minimize the potential exposure to infection, team members should not conduct in person autograph sessions at competitions or ancillary events.

B5.3.3. Outside Practices & Competition

At all other times, student-athletes and other travel team members must refrain from unnecessary physical contact (e.g. high fives, handshakes, fist bumps, hugs, etc.) and maintain at least six feet distance from each other.

B5.4. Team Health Officer

Each team must designate an individual staff member (the "Team Health Officer"), and the backup staff member (the "Backup Team Health Officer") responsible for ensuring that each student-athlete and staff member adheres to these safety protocols, including that each person undergoes NCAA defined COVID-19 testing and each element of daily health monitoring at the required times for the duration of the team's time during the Championship and preliminary round competitions. The Team Health Officer must be familiar with these protocols, available to address questions or concerns by student-athletes, staff, and committed to ensuring the team adheres to these protocols to enhance the protection of each individual. He or she also will be asked to communicate daily with the NCAA and onsite COVID Manager regarding compliance with these protocols and other policies and procedures. Each team must provide the name, email address, and mobile phone number of the Team Health Officer and his or her backup when the team registers its official travel party.

B5.5. Travel

B5.5.1. Activities

Each student-athlete and staff member who participates in team activities, film sessions, or meetings must adhere to rules regarding physical distancing and use face coverings or

masks for the applicable activity and setting (e.g. wearing a face covering and maintaining at least six feet of distance between each individual during a film session or meeting).

B5.5.2. Airplane

During travel to/from a host site via air travel all Tier 1 and Tier 2 personnel are required to wear face coverings and maintain physical distancing regardless of commercial or chartered air travel. This includes travel to/from an airport or within an airport. It is highly recommended to factor meals into your travel plans with the objective of not eating at an airport. Individual student-athletes or other team personnel should avoid the use of unscheduled public or private (e.g. rideshare) transportation while traveling.

B5.5.3. Bus

During travel to/from a host site via bus or car all Tier 1 and Tier 2 personnel are required to wear face coverings and maintain physical distancing. Bus capacity should be limited to follow state and local guidelines. Individual student-athletes or other team personnel should avoid the use of unscheduled public or private (e.g. rideshare) transportation while traveling.

B5.5.4. Hotel

During all movement outside of Tier 1 or 2 individuals' actual room (i.e. hallways, lobbies, etc.) must include a face covering and physical distancing. No use of shared hotel facilities (e.g. pool or fitness center) unless it is limited to use by the team and has been disinfected.

B5.5.5. Meals

Student-athletes and staff must continually refrain from sharing food or beverages. During competition, practices, and workouts, student-athletes should utilize single-use beverages (e.g. water, sports drinks, etc.) in low or no-touch dedicated spaces. Wherever possible teams should either arrange for boxed meals and bottled beverages to be delivered to each individual's room or arrange for dedicated meal location within the hotel (i.e. conference room) that is set for team meals only, properly disinfected and serving staff best practices are met. Meals at a restaurant should be avoided, and only outdoor seating should be utilized if unavoidable.

During competition, teams should not use the concession stand at any time at a host site.

B5.5.6. Quarantine Locations

Teams and host sites must identify quarantine locations during travel, in close proximity to the testing site in the event of a team member testing positive for COVID-19. This quarantine location should be available for up to 14 days to eliminate the potential for outside exposure and a contingency travel plan should be established if this is not possible.

B6. Officials

B6.1. Educational Session

Prior to arrival at a host site, officials must complete an education and information session to reinforce protocols and directives set forth by the NCAA.

B6.2. Hygiene

B6.2.1. Gloves

Any individual staff member (e.g. athletic trainer, physical therapist, massage therapist, EMT) working with an official who has direct physical contact with them must continue to wear appropriate gloves when doing so. The gloves must be discarded and not reused (or, if appropriate, laundered) after each individual interaction, and following each use the staff member must clean his or her hands.

B6.2.2. Handwashing

All persons involved in an NCAA preliminary round or Championship must continue to clean their hands with soap and water or hydroalcoholic gel frequently. This includes immediately after arriving at a hotel or venue, at least once every hour (unless the individual is only in his or her individual room during this period), before and after each workout, treatment, or meal, after removing gloves, and upon returning to their individual rooms.

B6.2.3. Face Coverings / Masks

All officials must wear face coverings or masks at all times except when they are in their individual rooms.

B6.2.4. Mouthpieces / Oral Objects

Officials must sterilize any object that will be put into an individual's mouth (e.g. VO2max mouthpiece, whistle) immediately before and after each individual use and store such items separately. Reusable mouthpieces may not be shared by multiple individuals. Electronic whistles will be utilized whenever feasible.

B6.3. Official's Locker Room

The Official's Locker Room must be arranged for individual areas for each official with physical separation between each, if being utilized. If this is not possible, officials should be instructed to come to the facility ready to perform their duties in the Field of Play.

B6.4. Physical Distancing

B6.4.1. During Practices & Competition

When and where possible, officials should attempt to maintain physical distance from student-athletes, coaches, team staff, and other Tier 1 personnel. While in the Field of Play and when necessary to conduct their competition responsibilities, they do not need to physically distance themselves from other Tier 1 personnel.

B6.4.2. Outside Practices & Competition

Physical distance is mandatory at all times when interacting with any Tier 1 or Tier 2 personnel, especially when outside of the CTZ during non-event timings.

B6.5. Travel

B6.5.1. Activities

Each official who participates in activities, film sessions, or meetings must adhere to rules regarding physical distancing and use face coverings or masks for the applicable activity and setting (e.g. wearing a face covering and maintaining at least six feet of distance between each individual during a film session or meeting).

B6.5.2. Airplane

During travel to/from a host site via air travel all Tier 1 and Tier 2 personnel are required to wear face coverings and maintain physical distancing regardless of commercial or chartered air travel. This includes travel to/from an airport or within an airport. It is highly recommended to factor meals into your travel plans with the objective of not eating at an airport.

B6.5.3. Hotel

During all movement outside of Tier 1 or 2 individuals' actual room (i.e. hallways, lobbies, etc.) must include a face covering and physical distancing.

B6.5.4. Meals

All officials must continually refrain from sharing food or beverages. During competition officials should utilize single-use beverages (e.g. water, sports drinks, etc.) in low or no-touch dedicated spaces. Wherever possible boxed meals and bottled beverages should be delivered to each individual's room. Meals at a restaurant should be avoided, and only outdoor seating should be utilized if unavoidable.

During competition, officials should not use the concession stand at any time at a host site.

B6.5.5. Quarantine Locations

Where possible, the NCAA will identify an isolated quarantine location with host site for use, in close proximity to the testing site in the event of an official testing positive for COVID-19. This quarantine location should be available for up to 14 days to eliminate the potential for outside exposure and a contingency travel plan should be established if this is not possible.

B7. Host Site Staff

B7.1. Hygiene

B7.1.1. Gloves

Host site staff must wear gloves when handling any items or equipment that will come in contact with personnel of any tier or attendees. Gloves should be used on a single-use basis when and where applicable.

B7.1.2. Handwashing

All persons involved in an NCAA preliminary round or Championship must continue to clean their hands with soap and water or hydroalcoholic gel frequently. This includes immediately after arriving at a hotel or venue, at least once every hour (unless the individual is only in his or her individual room during this period), before and after each workout, treatment, or meal, after removing gloves, and upon returning to their individual rooms.

B7.1.3. Face Coverings / Masks

Host site staff will be required to wear a face covering or mask at all times while inside of the competition venue, ancillary event space, or while in close proximity to individuals associated with the event.

B7.2. Physical Distancing

Host site staff must maintain physical distance at all times whenever possible. Host site staff must exhibit perfect model behavior for physical distancing and face coverings at all times.

B8. Media

B8.1. Hygiene

B8.1.1. Handwashing

All persons involved in an NCAA preliminary round or Championship must continue to clean their hands with soap and water or hydroalcoholic gel frequently. This includes immediately after arriving at a hotel or venue, at least once every hour (unless the individual is only in his or her individual room during this period), before and after each workout, treatment, or meal, after removing gloves, and upon returning to their individual rooms.

B8.1.2. Face Coverings / Masks

Members of the media will be required to wear a face covering or mask at all times while inside of the competition venue, ancillary event space, or while in close proximity to individuals associated with the event.

B8.1.3. Interview(s) & Press Conference(s)

Interviews of Tier 1 personnel should take place in a location adjacent to the Outer CTZ in a room specifically designated for interviews and press conferences. The room must be

disinfected after each interview session. Media must maintain 20' distance from any Tier 1 person being interviewed.

B8.2. Physical Distancing

Media must maintain physical distance at all times whenever possible. Host site staff must exhibit perfect model behavior for physical distancing and face coverings at all times.

Part C - Guidelines for a No Fan Scenario

In addition to all of the guidance in parts A and B of this document, part C will be added if a NCAA preliminary round or Championship is taking place with 'No Fans' allowed in attendance.

C1. Competition

C1.1. Anthems / Live Performances / Recognitions

Live anthems, performances, and other recognitions should take place outside of the CTZ and maintain physical distancing for non-group scenarios.

C1.2. Scoring Table

Where possible, the scoring table should be outside of the CTZ. The size of the table may need to be increased to ensure physical distancing between seats and the number of individuals present at the table may also need to be reduced to essential personnel. If applicable, officials' video replay / review may be pushed to a monitor inside of the CTZ and only handled by one official. If necessary, radios and monitors may be used between the official(s) and individual(s) at the scoring table.

C2. Ancillary Events

Ancillary events will not take place at host sites where no fans are permitted at the event. Virtual events with student-athletes may be considered and planned in place of in-person events.

C3. Broadcast

C3.1. Camera Positions

Where possible all camera locations should be outside of the CTZ. If a camera and operator has an essential purpose within the CTZ, contact your NCAA representative to discuss having that individual participate in the COVID-19 testing program and be assigned to the appropriate Tier.

C4. Media

C4.1. Mixed Media Zone

The Mixed Media Zone should be located outside of the CTZ with physical distance between workstations along with physical barriers such as plexiglass if possible. Tier 3 members of the media must maintain at least 20' physical distance from all Tier 1 or 2 personnel at all times including during interviews.

C4.2. Photographers

Photographers will be required to remain outside of the CTZ at all times with the exception of any courtesy handout image photographers participating in the testing program and permitted access

based on their designated tier. Designated areas may be identified by NCAA staff in the seating area and physical distancing will be required when in this space.

Part D - Guidelines for a Reduced/Full Capacity Scenario

In addition to all of the guidance in parts A and B of this document, part D will be added if a NCAA preliminary round or Championship is taking place with 'Reduced Capacity' or 'Full Capacity' if the NCAA is testing all Tier 1 and Tier 2 personnel and the CTZ is being enforced.

D1. Ancillary Events

Ancillary events at reduced capacity sites will be evaluated to determine if the benefits provided to limited fans and NCAA constituents outweigh the additional costs associated with increased safety measures and the inherent risks involved. If events are held, all state, local and venue guidelines will be in place and any extra safety measures recommended for fans within the competition venue (e.g. face coverings, hand sanitization, signage for physical distancing and traffic flows, temperature checks, etc.) will be carried over.

D2. Competition

D2.1. Anthems / Live Performances

Live anthems, performances, and other recognitions should take place outside of the CTZ and maintain physical distancing for non-group scenarios.

D2.2. Scoring Table

Where possible, the scoring table should be outside of the CTZ. The size of the table may need to be increased to ensure physical distancing between seats and the number of individuals present at the table may also need to be reduced to essential personnel. If applicable, officials' video replay / review may be pushed to a monitor inside of the CTZ and only handled by one official. If necessary, radios and monitors may be used between the official(s) and individual(s) at the scoring table.

D3. Facilities

D3.1. Physical Distancing

D3.1.1. Crowd Flow During Major Movements

During major movements of an event (e.g. ingress, halftime/intermission, egress) the following considerations should be made to decrease the potential for crowding and close contact among attendees and staff for extended periods of time.

- One Way Entrances & Exits: where applicable, one-way pedestrian traffic should be considered such as utilizing ancillary entrances, emergency exit points, etc.

- Directional Staff: deploy any available resources to chokepoints and high traffic areas to assist with directing attendees to dedicated entrances/exits and managing pedestrian crowd flow.
- Videoboard & PA Announcers: where applicable, utilize announcers, videoboards, and venue screens to facilitate crowd movement and message directions.

D3.1.2. Crowd Flow during Competition

When possible, event staff should message attendees to remain physically distanced in common areas of the facility (e.g. lobby, concourse, premium areas, etc.) during the event. If applicable and possible, utilize video boards and PA announcers to remind attendees of physical distancing policies in these areas to assist staff and minimize the need for unnecessary contact.

D3.1.3. Crowd Management at Venue Entrances

At venue entrances, areas where lines traditionally form during peak ingress times (e.g. Box Office, Security Screening, Ticket Taking), staff must encourage attendees to remain physically distanced and visual identifiers deployed such as floor markings, signs, stanchion or tensa barriers. Additionally, tickets should be held by attendees while being scanned and attendees should handle their own items (e.g. backpacks, wallets, keys, phones, etc.) for inspection during screening, if implemented.

D3.1.4. Crowd Management at Concessions, Merchandise, & Restrooms

To assist in reducing the chance of attendees grouping closely for an extended period of time, facilities should include some visual identifiers such as floor markings, signs, stanchions or tensa barriers, etc. to encourage attendees to stand physically distanced while waiting in lines. If possible, venues should implement food delivery to attendees.

D3.1.5. Spectator Seating Area

All spectator seating areas must have at least a 6' physical distance between seating pods or groups. Members of the same group (defined as a family or travel party) may be allowed to purchase seats per a pod manifest ensuring physical distancing. General admission seating pods must be defined to ensure physical distancing between groups.

Local or State restrictions must be considered in developing spectator seating area plans.

D3.1.6. Seating “Kills”

Seats that are not going to be occupied during the event should be clearly identified to assist event staff and attendees. A few ways that this can be done is by either removing seats or rows, the seat portion of the chair, or utilizing things like zip ties, signs, or chair coverings to impede the ability for someone to sit down in them.

D4. Spectators

D4.1. Event Entry

D4.1.1. Dedicated Entrances

Host sites are encouraged to develop one-way entry and exit locations for spectators to reduce the potential of cross traffic and unnecessary crowding. This should also be considered for working personnel with dedicated entrances for the tested and non-tested communities.

D4.1.2. Face Coverings / Masks

The CDC recommends wearing cloth face coverings in public, especially in places where it is hard to maintain at least 6' of distance between yourself and another person. Cloth face masks are being recommended because we now know individuals with COVID-19 could have mild or no symptoms, while still spreading the virus to others. Wearing a cloth mask does not replace the need for physical distancing. The cloth face coverings recommended by the CDC are not surgical masks or N-95 respirators, which should be reserved for healthcare workers and first responders. Personnel should be deployed to entry areas to maintain physical distancing.

D4.1.3. Timed Arrival

Consider a timed arrival policy for spectators that would require them to register for a specific time and location for entry to the venue. Those that do not register for a time slot can be directed to a waiting area with ample space for physical distancing and admitted when slots become available.

D4.1.4. Parking / Tailgating

At venue-controlled parking areas, lots and/or garages can be used at the capacity as directed by local officials. Signage should be considered to assist in ensuring these restrictions are followed by spectators upon arrival. If authorized tailgating is occurring, ensure protocols are in place to establish physical distancing in the parking lot. Adequate space should be considered between patrons that have not arrived together. Ensure no large gatherings are occurring. Ensure adequate signage promoting physical distancing is displayed throughout the parking lots. Deploy signage in parking lots and at other appropriate locations such as public transit, ride-share, concession stands and bike racks addressing the need to maintain physical distancing.

D4.2. Physical Distancing

D4.2.1. Concourses & Common Areas

When possible, one-way guest flow should be implemented with separate entry and egress doors clearly marked. Facilities should explore additional directional floor signage and/or stanchions or tensa barriers to encourage spectators to maintain physical distancing as they are moving throughout the facility.

D4.2.2. Spectator Seating Area

The spectator seating area should be a minimum of 20' from the CTZ and a physical barrier should be considered utilizing stanchions or tensa barriers, bicycle racks, or other readily available barriers.

Seating Pods or groupings should be considered. Members of the same group (family or travel party) may be allowed to purchase seats per a pod manifest ensuring physical distancing. General admission seating pods must be defined to ensure physical distancing between groups.

Local or State restrictions must be considered in developing spectator seating area plans.

D4.2.3. Separate Entry & Exit Locations

Host sites should identify separate entry and egress locations at each venue to further encourage physical distancing during these major spectator movements.

D4.2.4. Signage in Common Areas

Signage should be prominently displayed encouraging a minimum of 6' physical distancing throughout the venue. In all places where lines may be formed (e.g. entrances, concessions, bathrooms, etc.), facilities should explore utilizing visual identifiers or floor markings to delineate acceptable physical distance for these lines.

D4.2.5. Premium Areas

Premium areas can be utilized at the same capacity reduction as the rest of the spectator seating areas. When possible, create separate entry and egress areas leading to premium concourses as well as one-way traffic.

D4.2.6. Restrooms

Restrooms should be occupied at the same capacity reduction as the rest of the venue. Physical distancing signage must be located outside of restrooms to manage lines for those waiting to use the restroom and facilities should explore utilizing visual identifiers or floor markings to delineate acceptable physical distancing for lines that may form.

Part E – Softball Guidelines

The following guidelines are specific to the sport of Softball and applicable in development of the site plan with inputs from Parts A, B, and either C or D.

E1. Facility Planning

E1.1.1. Team Arrivals

Team arrival times should be scheduled and staggered to spread out the number of individuals arriving to the site at a given time. Several arrival sites should also be considered to further facilitate physical distancing.

E1.1.2. Team Areas

Team areas should be assigned based on game schedule and home/visitor designation with ample hand sanitizing stations placed throughout these areas. Face coverings / masks are required at all times in these areas.

E1.2. Cleaning and Disinfecting

E1.2.1. Venue Disinfection Checklist

Venue representatives should ensure that the team areas of the facility are cleaned after each practice, pregame batting practice, and game. Hosts should provide disinfectant spray bottles and/or hand sanitizer stations or disinfecting wipes in each team dugout, bullpen, clubhouse/holding room (if applicable) and any off-site practice locations.

There should be a focus on cleaning and disinfecting the padding and seating in the dugouts, bullpens, clubhouses/holding rooms, batting cages, bat swing areas, and athletic training rooms. The batting practice cage padding (e.g. turtle) behind home plate should also be thoroughly cleaned after each use.

In addition, clean and disinfect common touch areas at off-site practice facilities (e.g. practice fields, weight rooms, etc.).

E1.3. Personal Hygiene

E1.3.1. Personal Clothing / Equipment

Personal clothing and equipment should always be stored inside their personal bag. Avoid leaving these items in common places.

E1.3.2. Competition Equipment

Competition equipment should not be shared. Each student-athlete should have their own bat, helmets, glove, batting gloves, rosin bags, and any other equipment necessary for competition.

E1.4. CTZ Specifics

E1.4.1. Team Rooms in Field House

Team rooms in the field house should be used to store equipment and use restroom only. Participants should not camp out or lounge in team rooms. Student-athletes should come to the field ready to play and limit changing as much as possible.

E1.4.2. Locker Rooms behind Dugouts

Locker rooms should be used for restroom only. All equipment should remain in the dugouts and participants should not camp out or lounge in locker rooms.

E1.4.3. Dugouts

All personnel in the dugout will be masked and physical distance. IF the dugout is not large enough for all team members an area adjacent to the dugout will be used as an extension to the dugouts.

E1.4.4. Field of Play Essential Personnel

- Eliminate any non-essential personnel from being in the competition area before, during or after competition. Limit access to all team areas to only essential personnel.
- No media interviews will be permitted in the competition area.
- Restricted access to Tournament Officials strictly enforced.
- Student-athletes and team personnel should remain physically distanced while in the dugout or bullpen areas. If this is not possible and an ancillary area cannot be identified, face coverings / masks must be worn at all times at a minimum.
- As referenced in section B1.1.1, all team areas are part of the Inner CTZ, and access is limited to only Tier 1 personnel.
- As referenced in sections B2.6.3 and B.8.1.3, media interviews will not be permitted on the playing field at any time.
- On the practice day, if field access is permitted, limit to one Tier 1 representative from the broadcasting entity (if applicable), the institution, and the NCAA.

E1.4.5. Restrictions from Certain Areas

- Eliminate non-essential personnel from being on the playing field for pregame warm-ups.
- On the practice day, if field access is permitted, limit to one representative from the broadcasting entity (if applicable), the institution, and the NCAA.

- Restricted access to Tournament Officials strictly enforced.
- No media interviews will be permitted on the playing field.
- Limit access to all team areas to only essential personnel.
- No reaching over for autograph signings or pictures with athletes on foul lines or any other locations.

E2. Competition Planning

E2.1. Handling Equipment

E2.1.1. Applying Mud to Softball

As softballs are being applied mud before the games, water must be used as opposed to saliva and spitting.

E2.1.2. Introducing New Softball each Half Inning

A new softball should be used at the start of each half inning. The softball from the previous half inning should be retrieved by the bat / ball personnel and placed in the bag of softballs that will not be reused in that game. After an out, players are strongly discouraged from throwing the ball around the infield.

E2.1.3. Bat Handlers

Each team's bat handler must come from the list of authorized Tier 1 individuals permitted in the dugout.

E2.1.4. Batting Practice Equipment / Field Maintenance

Batting practice equipment / screens should only be moved by the applicable grounds crew members or host championship staff. To the extent possible, the grounds crew should conduct work when student-athletes and other team personnel are not on the field. The grounds crew must wear face coverings and work gloves, and physically distance, at all times.

E2.1.5. Rosin Bags

Rosin bags should be provided by each participating team. As a back-up, the host should have at least one rosin bag for each participating team involved in that given round of competition.

E2.1.6. Softball Cleaning & Disinfection – Manufacturer's Best Practices

There are no specific cleaning and disinfection best practices that have been provided by the official equipment supplier for the sport of softball.

E2.2. Bat Testing

E2.2.1. Bat Testing Area

The bat testing area should be big enough to allow for at least two bat testers to be set up physically distanced. This area needs to be in an enclosed area so student-athletes cannot encroach. One umpire and one person conducting bat testing are allowed at each station. All bats from a team should be brought into the testing area by one coach from each team.

E2.2.2. Bat Testing Personnel

Umpires reviewing the bat for Rule 3, Section 1 should wear single-use gloves, when handling the team's bats. Tier 1 personnel testing the bat should also wear single-use gloves. Both the umpire reviewing bats and the person testing bats should remove their pair of gloves after each team's bats are tested. They then should put on a new pair of gloves prior to conducting another team's bat test. Once a clean pair of gloves has been put on, clean the areas touched during testing with disinfectant between teams. At a minimum, the lever, outer surface of the gauge and the hole the bat fits in should be cleaned. All personnel participating in the bat testing area must not touch their faces while testing bats.

E2.2.3. Bat Testing Procedures

Whenever possible, teams should have an appointment for testing bats. Preferably, bats should be tested the day before play begins, however, if they cannot and are tested the day play begins, they must be tested prior to the team's first game. All bats should be wiped down with a disinfecting wipe and / or liquid before reviewing the bat for Rule 3, Section 1. Once the test is complete and the bat passes, then a hologram should be adhered to the bat. A bat that does not pass will not get a hologram. Once the team's testing has been completed, they will be returned to the team's representative.

E2.3. Dugouts & Bullpens

Student-athletes and team personnel should remain physically distanced while in the dugout or bullpen areas. If this is not possible and an ancillary area cannot be identified, face coverings / masks must be worn at all times at a minimum.

E3. Personnel Planning

E3.1. Field Recommendations for Umpires

E3.1.1. Face Coverings / Masks and Gloves

Umpires must wear face coverings / masks at all times. These should be neutral in color without designs on them. They may wear single-use gloves if they choose.

E3.1.2. Equipment Check before Game

Umpires will still check equipment before a game. Bats must be outside of the dugout. Single-use gloves should be used when handling team equipment.

E3.1.3. Coaches Meeting

One coach allowed for each team and must remain physically distanced. Suggested to be the top outside corner of each batter's box when available. Hand lineups to umpire, and umpire verbally approves or asks any questions about the lineup.

E3.1.4. Lineup Changes

Use of verbal exchange, physically distanced when making lineup changes from the Coach to scorer and opposing team.

E3.2. Pre-Tournament Umpire Meeting / Recommendations

Attendees should be instructed that if they are exhibiting symptoms of possible exposure to COVID-19, such as fever, that they should not come to event or work until such time as the participant produces a negative test.

E3.2.1. Prior

Check with Tournament Director / Coordinator to make sure Clinic Room is large enough to set up chairs and other items with physical distancing guidelines.

E3.2.2. During

Set up to make sure chairs are physically distanced. If you have handouts, place on table for pickup. Recommend that "greetings" do not include handshakes or hugs. Umpire-in-Chief's (UICs) are recommended to clean and disinfect items that they interact with (e.g. projector, slide clicker, etc.)

E3.2.3. Important Note to UIC's

Anything that is recommended as an adjustment to the "norm", must be contained in the letter or email to all umpires that is sent prior to the tournament.

E4. Broadcast

E4.1. Main Camera Positions / Wells

The camera wells should be set up to account for physical distancing between operators wherever possible. If this is unattainable, plexiglass barriers should be considered to separate operator stations. Additionally, consideration should be made to utilize robotics and other technology to support physical distancing in areas where this may be difficult to maintain.

E4.2. Commentators

Commentators should be moved outside of the CTZ whenever possible, utilizing the buffer area of the seating if possible or other areas with good visibility.

E4.3. Handheld Cameras

The dedicated Tier 1 broadcast handheld camera team within the CTZ should be as limited as possible, consisting of only the essential personnel needed. This may include the Reporter / Talent, Camera Operator, Utility, Audio, and Technician. All members of the team should maintain physical distance as much as possible with both the team and other Tier 1 personnel.

E4.4. Broadcast Interviews

Broadcast interviews, if done in-person should be conducted by Tier 1 personnel, physically distanced and all individuals participating should wear a mask or face covering. Whenever possible, virtual interviews should be considered as an alternative to in-person interviews.

E4.5. Broadcast Access Restrictions

The following areas are restricted when student-athletes, team personnel, and officials are present and the CTZ has been established and in effect:

- Field of Play (Boundary Line on Mat)
- Athlete Locker Rooms
- Athletic Training Rooms
- Officials Locker Room
- Drug Testing Room
- Warm-Up Mats
- Coaches Hospitality Area
- Officials Hospitality Area

E5. Media

E5.1. Courtesy Handout Images

To reduce the number of personnel in the CTZ, courtesy handout images will be provided to media personnel to pull from for editorial purposes. A combination of photos from fixed cameras and a courtesy handout images team consisting of up to two photographers and one editor may be provided. Additional information can be provided by the NCAA Media Coordinator or Championship Manager.

E5.2. Virtual Interview Area(s)

Virtual interviews should be considered where student-athletes, team personnel, and other members of the tested community can interact with members of the media via video conference or a similar solution. Wherever possible, virtual interviews are encouraged.

Virtual interview areas should be cleaned and disinfected between each use with a focus on high touch areas, headsets, microphones, and any other items that the interviewee has contact with. Any support personnel needed to service the virtual interview rooms or areas should maintain physical distancing and limit unnecessary interaction whenever possible.

E5.3. In-Person Interview Area(s)

In-person interview areas should not be located on either the Event Level or in the CTZ. When identifying the location for these areas, there should be a clear and secure path of travel for Tier 1 personnel when moving from the CTZ to this location. Any support personnel that assist in escorting Tier 1 personnel to this interview area should be members of the tested community. Tier 3 media seating should be located a minimum of 20 feet from the interviewee. The interviewee area should be cleaned and disinfected between each use with a focus on high touch surfaces.

E5.4. Media Work Room

The media work room should not be located on either the Event Level or in the CTZ. Each workstation should be set up a minimum of 6 feet from the other, with one individual occupying each workstation to maintain physical distance. Disinfectant spray, wipes, and other cleaning materials should be provided for media personnel to disinfect the workstation before and after each use.

E5.5. School / Team Photographers

While school or team photographers are traditionally not a part of the team travel party, if a school decides to send a photographer to the championship, this individual will be Tier 3 and will not be permitted into the CTZ. All other guidelines surrounding Tier 3 interaction with members of the tested community must be followed.

E5.6. Access Restrictions

Outside the dedicated Tier 1 courtesy handout images team, the event level and CTZ will be restricted from all other media personnel.

E6. In-Venue Presentation

E6.1. Introductions

Coordination with broadcast and in venue introductions should be conducted remotely or outside of the CTZ whenever possible. The number of support personnel (e.g. technicians) in the CTZ should be as limited as possible. Introduction may take place as teams are warming up on the field of play.

E6.2. Session 9 or 10 - Championship Presentation

For the Championship Presentations, team personnel and other personnel will be limited to essential personnel only. There will be no parents, families, or other visitors allowed in the awards presentation area.

E6.3. Awards Ceremony

Awards ceremonies should account for physical distancing between student-athletes and Tier 1 personnel presenting awards. Consideration should be made to eliminate the ceremony if physical distancing is unattainable and instead having the top student-athlete for each weight class being recognized at the stage. Alternative efforts should be considered for other student-athlete commendations and award pickup can be done at a separate location.

E6.4. Post Championship Distribution of Apparel

Apparel distributed to student-athletes and teams post championship may take place but should be handled by members of the tested community while wearing a face covering / mask and gloves. If apparel must be actively distributed to student-athletes and teams in person, the individual(s) conducting this should be a Tier 1 individual. Wherever possible, consideration should be made to distribute apparel while maintaining physical distancing.

E7. Fan Communication

All spectators, if permitted at the championship, should be informed of the Fan Code of Conduct found in section A4.4. in the Know Before You Go along with any other pertinent venue information as if related to COVID-19 safety measures.

All communication will be reviewed and approved by the NCAA COVID-19 Advisory Panel prior to distribution.

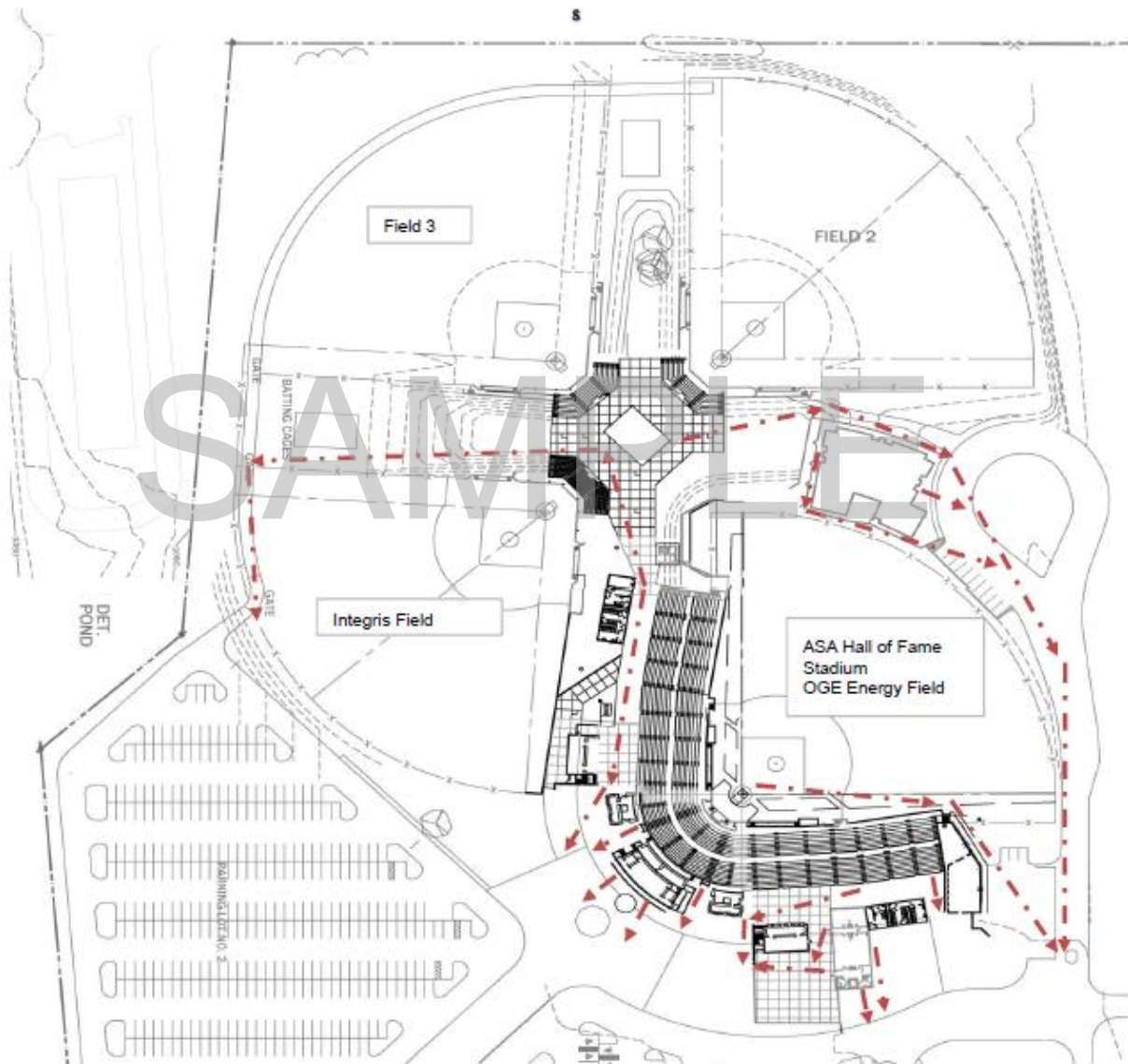
Part F - Appendices

F1. CTZ Examples

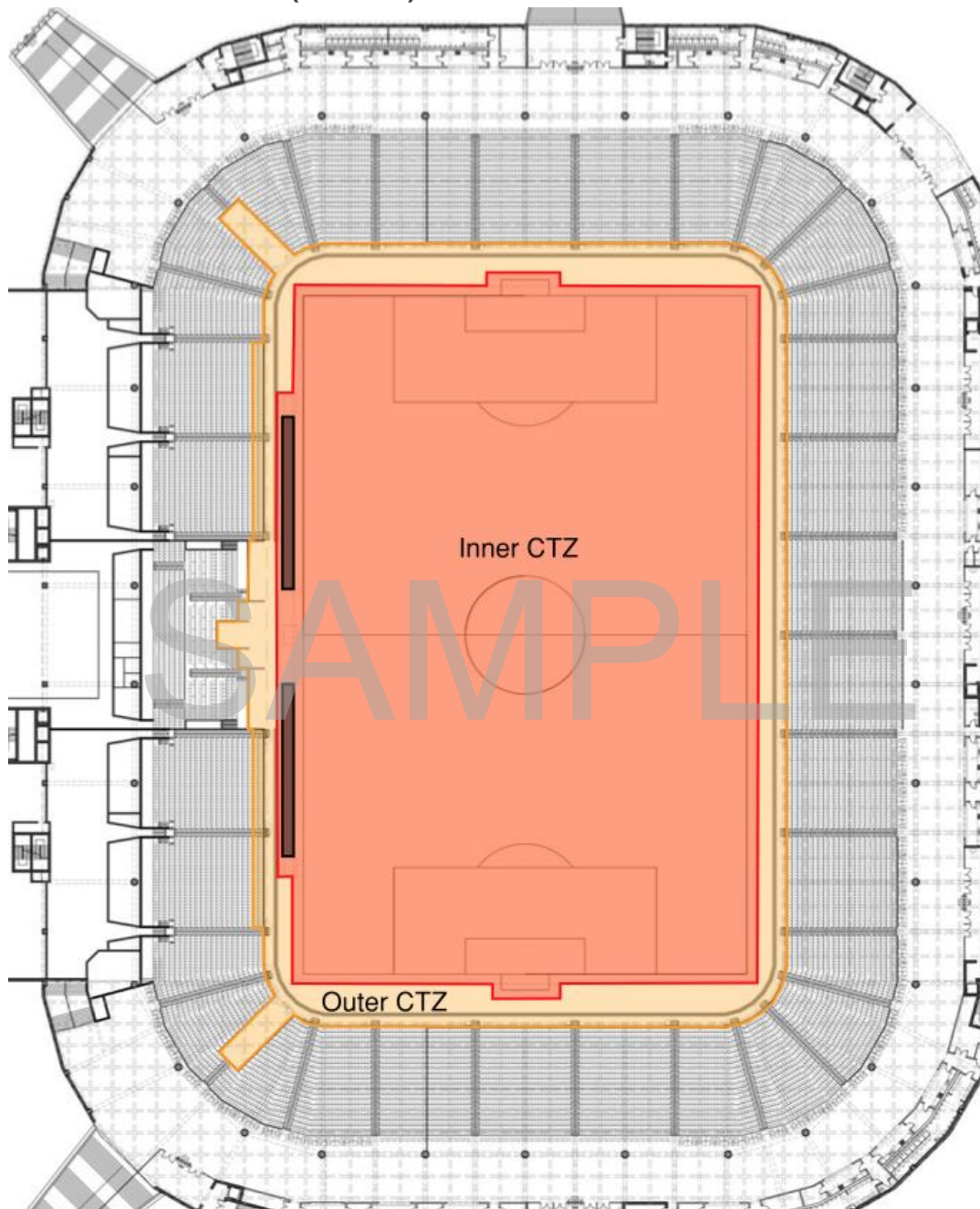
F1.1. Softball - WCWS (Generic)



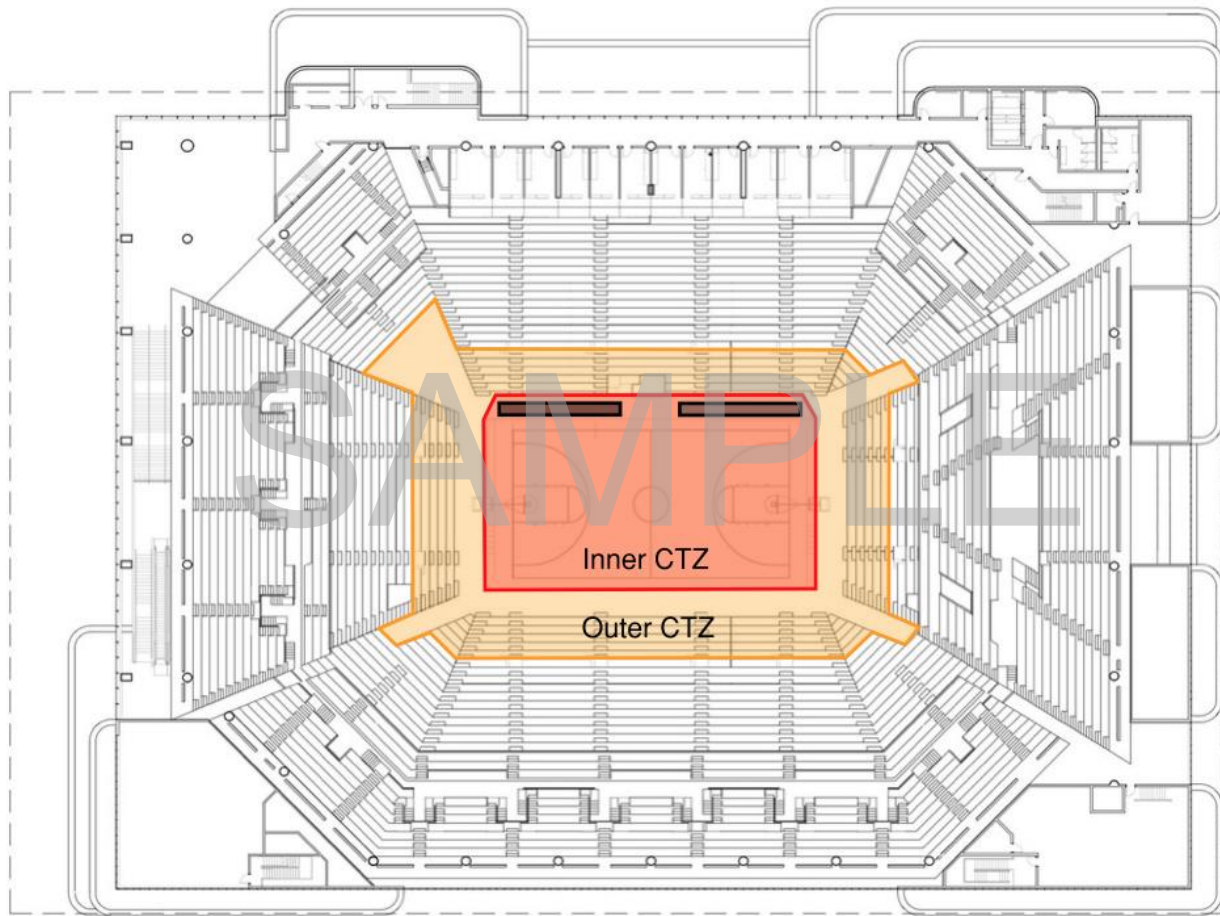
F1.2. USA Softball Stadium



F1.3. Soccer (Generic)



F1.4. Basketball (Generic)



F2. Essential Personnel List Example

F2.1 Softball Division I

Members of the tested community, permitted access to only the Inner CTZ, must remain within the Inner CTZ during the event, no in-person interaction with Tier 2 or 3 individuals.								
TIER 1								
Phase Group	Disinfection /							
	Setup	CTZ Established	Maintenance	Event Day	Start of Game	End of Game	Event End	Strike
	Venue Set-Up [-2]	Practice [-1]	Effect [-1]	Event [0]	Event [0]	Event [0]	Event [0]	Strike [+1]
CTZ Not In								
Group	16:00	7:00	17:00	9:00	11:00	21:00	22:00	17:00
Tier 1 Total	0	232	0	242	242	242	242	0
Student-Athletes		160		160	160	160	160	
Coaches		24		24	24	24	24	
Team Managers		8		8	8	8	8	
Athletic Trainer/Team Physician		8		8	8	8	8	
Primary Team Administrator/AD		8		8	8	8	8	
Team Videographers		8		8	8	8	8	
Sports Information Representatives		8		8	8	8	8	
Team Bus Driver		8		8	8	8	8	
Game Officials				10	10	10	10	
TIER 3								
Are not members of the tested community, no access to the Inner or Outer CTZ, no in-person interaction with Tier 1 or 2 individuals.								
Phase Group	Disinfection /							
	Setup	CTZ Established	Maintenance	Event Day	Start of Game	End of Game	Event End	Strike
	Venue Set-Up [-2]	Practice [-1]	Effect [-1]	Event [0]	Event [0]	Event [0]	Event [0]	Strike [+1]
CTZ Not In								
Group	16:00	7:00	17:00	9:00	11:00	21:00	22:00	17:00
Tier 3 Total	16	0	2	28	28	28	8	8
Members of Host Institution	8			8	8	8		
Competition Venue Staff	8		2	8	8	8	8	8
NCAA Staff				1	1	1		
Security				1	1	1		
Media				8	8	8		
Vendors				2	2	2		
Contractors				0	0	0		
TIER 2								
Members of the tested community with a working function related to team or game management, permitted access to the Outer CTZ, may only interact with other Tier 2 individuals with face coverings and physical distancing. In the event of an emergency or extenuating circumstance that merits the need for limited interaction with Tier 1 individuals, Tier 2 personnel must wear face coverings and physically distance.								
Phase Group	Disinfection /							
	Setup	CTZ Established	Maintenance	Event Day	Start of Game	End of Game	Event End	Strike
	Venue Set-Up [-2]	Practice [-1]	Effect [-1]	Event [0]	Event [0]	Event [0]	Event [0]	Strike [+1]
CTZ Not In								
Group	16:00	7:00	17:00	9:00	11:00	21:00	22:00	17:00
Tier 2 Total	68	68	2	68	68	68	68	23
Members of Host Institution	8	8		8	8	8	8	8
Competition Venue Staff	15	15	2	15	15	15	15	15
NCAA Committee	10	10		10	10	10	10	
NCAA Staff	5	5		5	5	5	5	
Supervisor of Officials/Crew Chief	10	10		10	10	10	10	
Security	8	8		8	8	8	8	
Broadcast	6	6		6	6	6	6	
Medical/EMT	6	6		6	6	6	6	

F3. Online Links in Document

B1.3 – CDC Printable Signage

<https://www.cdc.gov/coronavirus/2019-ncov/communication/print-resources.html?Sort=Date%3A%3Adesc>

B1.4.1 – CDC Cleaning & Disinfecting Guidance for Facilities

<https://www.cdc.gov/coronavirus/2019-ncov/community/disinfecting-building-facility.html>

B1.4.5 – CDC COVID-19 Employer Information for Office Buildings

<https://www.cdc.gov/coronavirus/2019-ncov/community/office-buildings.html>

B1.4.5 – ASHRAE Guidance for Building Operations

https://www.ashrae.org/file%20library/technical%20resources/ashrae%20journal/2020journaldocuments/72-74_ieq_schoen.pdf

B1.5.2. – Resocialization of Collegiate Sport: Developing Standards for Practice and Competition, Second Edition (Updated)

https://ncaaorg.s3.amazonaws.com/ssi/COVID/SSI_ResocializationDevelopingStandardsSecondEdition.pdf