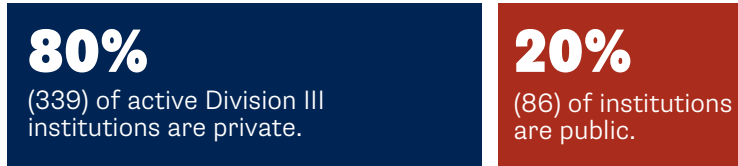


Division III 2024-25 Facts and Figures

MEMBERSHIP

Division III is the NCAA's largest division (approximately 39% of total membership).



Source: 2024 Sports Sponsorship and Demographics Forms

STUDENT-ATHLETE COMPOSITION

On average, student-athletes comprise **31%** of the student body at Division III institutions. (This percentage ranges from 1.5% to more than 74%.)



Source: 2024 Sports Sponsorship and Demographics Forms

DIVISION III STUDENT-ATHLETES

- Former Division III student-athletes report thriving at greater rates on measures of purpose, social, community, and physical well-being than their nonathlete peers.
- Former Division III student-athletes earned a postgraduate degree (41%) at a higher rate than their nonathlete peers (37%).
- 87% of former Division III student-athletes agreed or strongly agreed that they were challenged academically in college, as compared to 83% of nonathletes.
- 63% of former Division III student-athletes held a leadership position in a club or organization, as compared to 38% of nonathletes.
- 87% of Division III student-athletes agree or strongly agree that being an athlete has helped them fit in socially at their college, and 82% report a sense of belonging there.
- Most Division III student-athletes agree or strongly agree that their coaches and teammates create an inclusive environment for all team members (78%).
- Over 90% of Division III student-athletes report that their college athletics experience had a positive or very positive effect on personal competencies such as work ethic, responsibility, teamwork, and goal setting.

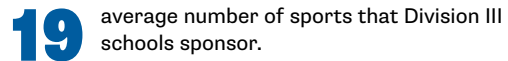
Source: Division III Gallup Study (2020) and Division III Growth, Opportunities, Aspirations and Learning of Students in college (GOALS) Study (2019)

UNDERGRADUATE ENROLLMENT



Source: 2024 Sports Sponsorship and Demographics Forms

SPORTS SPONSORED PER INSTITUTION



Source: 2024 Sports Sponsorship and Demographics Forms

ATHLETICS PARTICIPATION

(Including emerging sports)

Approximately **37.3%** of NCAA student-athletes compete at Division III institutions.

	Division III	NCAA Overall
Men	121,785 (59%)	308,853 (57%)
Women	84,913 (41%)	235,735 (43%)
Total	206,698	544,588

*Numbers include student-athletes that may participate in more than one sport

Source: 2024 Sports Sponsorship and Demographics Forms

PRIORITY INITIATIVES

- Provide quality Division III Championships.
- Provide Division III conference office support.
- Effectively advance diversity, equity and inclusion.
- Ensure student-athlete support.
- Maintain the value of Division III athletics.
- Provide professional development for Division III constituents.
- Enhance formal accountability of the governance structure and national office support.
- Support Association-wide initiatives.

Source: 2024-25 NCAA Division III Strategic Plan

DIII-SPONSORED CHAMPIONSHIPS

Men's Championship Sports (14)

Baseball, Basketball, Cross Country, Football, Golf, Ice Hockey, Lacrosse, Soccer, Swimming and Diving, Tennis, Indoor Track and Field, Outdoor Track and Field, Volleyball, Wrestling

Women's Championship Sports (14)

Basketball, Cross Country, Field Hockey, Golf, Ice Hockey, Lacrosse, Rowing, Soccer, Softball, Swimming and Diving, Tennis, Indoor Track and Field, Outdoor Track and Field, Volleyball

National Collegiate Championships (9)

Men - Gymnastics, Water Polo; Women - Beach Volleyball, Bowling, Gymnastics, Water Polo; Men and Women - Fencing, Rifle, Skiing

Division III 2024-25 Budget Overview



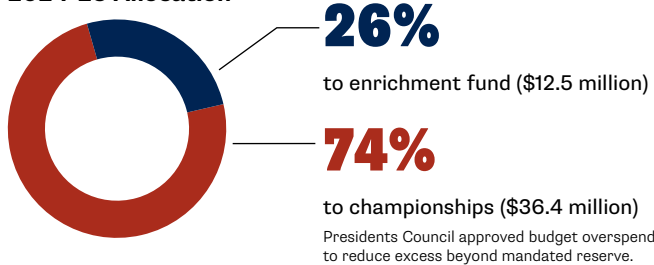
REVENUE



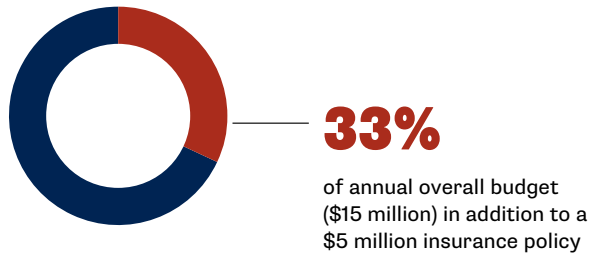
Source: 3.18% of NCAA operating revenue allocation

BUDGET ALLOCATION

2024-25 Allocation



Mandated Annual Reserve



VALUE OF MEMBERSHIP

With an annual budget of **\$45.1 million** and annual membership dues of **\$900 or less**, the estimated annual per institution value of Division III membership is **\$95,501**.

ASSOCIATION-WIDE BENEFITS

Division III members also benefit from Association-wide services and support. The NCAA funds these services with more than \$200 million dollars annually.

Legal Services, Communication	\$70 M
Insurance Programs, Drug Testing, Student-Athlete Leadership	\$64.1 M
Technology and National Office Support	\$49.5 M
Membership Support (e.g., Committees and Interpretations)	\$27.6 M
Educational Programs	\$5.2 M

CHAMPIONSHIPS

(28 DIVISION III SPECIFIC)

	Men's Budget	Women's Budget
Baseball	\$3,506,520	NA
Basketball	\$1,717,658	\$1,723,841
Cross Country	\$822,016	\$842,094
Field Hockey	NA	\$799,626
Football	\$3,336,842	NA
Golf	\$860,189	\$687,563
Ice Hockey	\$746,704	\$625,315
Lacrosse	\$1,369,020	\$1,447,212
Rowing	NA	\$556,494
Soccer	\$1,765,626	\$1,768,357
Softball	NA	\$2,348,591
Swimming and Diving	\$860,716	\$912,833
Tennis	\$976,517	\$1,033,417
Indoor Track and Field	\$1,068,292	\$994,974
Outdoor Track and Field	\$1,323,712	\$1,247,813
Volleyball	\$560,619	\$1,607,638
Wrestling	\$861,013	NA
Overall Totals	\$19,775,444	\$16,595,768

Source: NCAA Financial Statements

ENRICHMENT FUND

2024-25 Budget

Conference Office Support

Strategic Initiative Conference Grants	\$4,376,730
Conference Commissioners Meeting	\$40,000
Conference Officiating Enhancement	\$40,000

Diversity, Equity and Inclusion

Women & Minority Intern Program	\$1,600,000
Strategic Alliance Matching Grant	\$708,550
DIII Diversity Initiatives	\$275,000
Coaching Enhancement Grant	\$100,000
LGBTQIA+ Inclusion Program	\$85,000

Student-Athlete Support

Health and Safety	\$1,210,000
Student-Athlete Leadership Conference	\$400,000
Annual Convention	\$100,000
SAAC Associate Member Travel	\$45,000
CSC Academic All-American Program	\$44,000
Campus-Based Student-Athlete Leadership Programs	\$20,000
CSC Student Program	\$15,000

Value of Division III

Championships Media	\$2,456,000
Branding and Promotion	\$300,000
Special Olympics Partnership	\$35,000

Professional Development

Athletic Communication Initiatives	\$85,000
Athletic Trainers Initiatives	\$85,000
New AD and Commissioner Orientations	\$85,000
ADR Professional Development	\$75,000
FAR Institute/Orientation	\$75,000
NADIII AA Partnership	\$75,000
Regional Rules Seminar Live Streaming	\$50,000
SWA Enhancement Grant Program	\$30,000
Membership Learning Management System	\$20,000
College Sports Communicators DIII Day	\$12,000
Administrator and Commissioner Meeting NADIII AA and DIII CA	\$10,000

Division III National Office Support

Division III Event Cancellation Insurance	\$61,000
Additional Working Groups	\$20,000
NCAA Staff Professional Development	\$7,000

Overall Total	\$12,540,280
----------------------	---------------------

Source: NCAA Financial Statements