
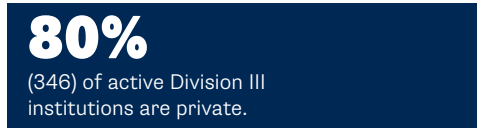


# Division III 2022-23 Facts and Figures

## MEMBERSHIP

Division III is the NCAA's largest division (approximately 40% of total membership).



Source: 2022-23 Sports Sponsorship and Demographics Forms

## STUDENT-ATHLETE COMPOSITION

On average, student-athletes comprise **26%** of the student body at Division III institutions. (This percentage ranges from 1.4% to more than 82%.)



**293** median number of student-athletes at schools that don't sponsor football.

**533** median number of student-athletes at schools that sponsor football.

Source: 2021-22 Sports Sponsorship and Demographics Forms

## UNDERGRADUATE ENROLLMENT



Source: Fall 2020 enrollment data from 2020-21 Integrated Postsecondary Education Data System (IPEDS)

## DIVISION III STUDENT-ATHLETES

- Former Division III student-athletes report thriving at greater rates on measures of purpose, social, community, and physical well-being than their nonathlete peers.
- Former Division III student-athletes earned a postgraduate degree (41%) at a higher rate than their nonathlete peers (37%).
- 87% of former Division III student-athletes agreed or strongly agreed that they were challenged academically in college, as compared to 83% of nonathletes.
- 63% of former Division III student-athletes held a leadership position in a club or organization, as compared to 38% of nonathletes.
- 87% of Division III student-athletes agree or strongly agree that being an athlete has helped them fit in socially at their college, and 82% report a sense of belonging there.
- Most Division III student-athletes agree or strongly agree that their coaches and teammates create an inclusive environment for all team members (78%).
- Over 90% of Division III student-athletes report that their college athletics experience had a positive or very positive effect on personal competencies such as work ethic, responsibility, teamwork, and goal setting.

Source: Division III Gallup Study (2020) and Division III Growth, Opportunities, Aspirations and Learning of Students in college (GOALS) Study (2019)

## ATHLETICS PARTICIPATION

(Including emerging sports)

Approximately **37.4%** of NCAA student-athletes compete at Division III institutions.

	Division III	NCAA Overall
Men	107,642 (58%)	278,988 (56%)
Women	78,773 (42%)	219,177 (44%)
Total	186,415	498,165

Source: 2021-22 Sports Sponsorship and Demographics Forms

## SPORTS SPONSORED PER INSTITUTION

**19** average number of sports that Division III schools sponsor.

Source: 2020-21 Sports Sponsorship and Demographics Forms

## NCAA BUDGET ALLOCATION

**\$35.3 million** (3.18% of NCAA operating budget)

Source: NCAA Financial Statements

## PRIORITY INITIATIVES

- Maintain the values of Division III athletics.
- Provide quality Division III championships.
- Ensure the division is effectively managing diversity and inclusion issues.
- Enhance the well-being of prospects, student-athletes and staff.
- Provide professional development and funding support for the Division III membership.
- Enhance formal accountability of the governance structure.
- Maintain fiscal integrity.

Source: 2022-23 NCAA Division III Strategic Plan

## DIII-SPONSORED CHAMPIONSHIPS

### Men's Championship Sports (14)

Baseball, Basketball, Cross Country, Football, Golf, Ice Hockey, Lacrosse, Soccer, Swimming and Diving, Tennis, Indoor Track and Field, Outdoor Track and Field, Volleyball, Wrestling

### Women's Championship Sports (14)

Basketball, Cross Country, Field Hockey, Golf, Ice Hockey, Lacrosse, Rowing, Soccer, Softball, Swimming and Diving, Tennis, Indoor Track and Field, Outdoor Track and Field, Volleyball

### National Collegiate Championships (9)

Men - Gymnastics, Water Polo; Women - Beach Volleyball, Bowling, Gymnastics, Water Polo; Men and Women - Fencing, Rifle, Skiing

# Division III 2022-23 Budget Overview

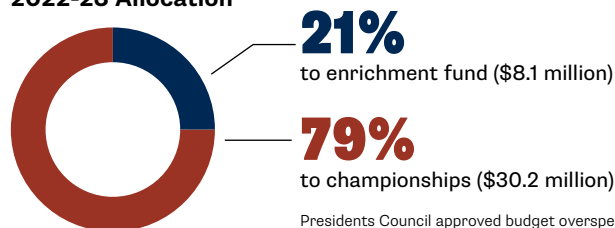
## REVENUE



Source: 3.18% of NCAA operating revenue allocation

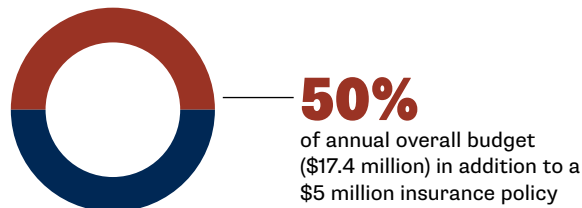
## BUDGET ALLOCATION

### 2022-23 Allocation



Presidents Council approved budget overspend to reduce excess beyond mandated reserve.

### Mandated Annual Reserve



## MEMBERSHIP DUES

**439** Division III Total Members  
\$2,000 annual dues each = \$878,000

**44** Division III Voting Conferences  
\$1,000 annual dues each = \$44,000

**23** Division III Nonvoting Conferences  
\$1,000 annual dues each = \$23,000

## VALUE OF MEMBERSHIP

With an annual budget of **\$35.3 million** and annual membership dues of **\$2,000 or less**, the estimated annual per institution value of Division III membership is **\$78,457**.

## DIVISION III SUPPORT STAFF

Overall, of **500** NCAA staff members, **30** support Division III directly. **12** provide full-time, **100%** DIII support.\*

\*does not include administrative assistants

## CHAMPIONSHIPS

(28 Division III specific)

	Men's Budget	Women's Budget
Baseball	\$ 2,789,124	NA
Basketball	\$ 1,398,832	\$ 1,823,215
Cross Country	\$ 734,104	\$ 756,506
Field Hockey	NA	\$ 603,672
Football	\$ 2,309,633	NA
Golf	\$714,001	\$ 638,389
Ice Hockey	\$ 464,364	\$ 421,963
Lacrosse	\$ 924,569	\$ 1,075,014
Rowing	NA	\$ 666,669
Soccer	\$ 1,537,058	\$ 1,601,609
Softball	NA	\$ 1,956,053
Swimming and Diving	\$ 743,434	\$ 786,028
Tennis	\$ 859,300	\$ 903,074
Indoor Track and Field	\$ 962,147	\$ 890,864
Outdoor Track and Field	\$ 1,181,475	\$ 1,111,085
Volleyball	\$ 432,867	\$ 1,367,620
Wrestling	\$ 513,214	NA
<b>Overall Totals</b>	<b>\$15,564,122</b>	<b>\$14,601,761</b>

Source: NCAA Financial Statements

## ENRICHMENT FUND

### 2022-23 Budget

#### Conference Office Support

Strategic Initiative Conference Grants	\$4,250,703
Conference Commissioners Meeting	\$40,000

#### Diversity, Equity and Inclusion

Women and Minority Intern Program	\$1,300,000
Strategic Alliance Matching Grant	\$708,600
DIII Diversity Initiatives	\$250,000
Coaching Enhancement Grant	\$100,000
LGBTQ Inclusion Program	\$30,000

#### Student-Athlete Support

Student-Athlete Leadership Conference	\$350,000
Division-wide Sportsmanship Initiative	\$100,000
Annual Convention	\$75,000
Campus-based Student-Athlete Leadership Programs	\$50,000
SAAC Associate Member Travel	\$45,000
Academic All-America Program	\$44,000
360 Proof	\$35,000

#### Value of Division III

Branding and Promotion	\$300,000
Special Olympics Partnership	\$35,000

#### Professional Development

New AD and Commissioner Orientations	\$85,000
FAR Institute/Orientation	\$75,000
NADIII AA Partnership	\$75,000
SWA Enhancement Grant Program	\$30,000
Membership Learning Management System	\$20,000
College Sports Communicators DIII Day	\$12,000
Administrator and Commissioner Meeting (NADIII AA and DIII CA)	\$10,000
Misc. Division III Initiatives	\$9,328

#### Division III National Office Support

Division III Event Cancellation Insurance	\$61,000
NCAA Staff Professional Development	\$7,000
Additional Working Groups	\$5,000

**Total Enrichment Fund Expenses** **\$8,102,631**

Source: NCAA Financial Statements